

TASLAK

LINEA ROSSA
LR - 6200

YALITIMLI KATLANIR SİSTEM
INSULATED FOLDING SYSTEM

LINEA ROSSA

LR - 6200

TEKNİK ÖZELLİKLER


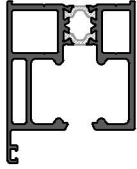
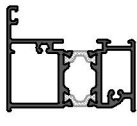
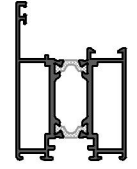





TECHNICAL PROPERTIES

- Kasa Derinliği : 57 mm.
- Kasa Yükseklik : 72,8 - 47 mm.
- Kanat Genişlik : 49 mm.
- Profil Kalınlık : 1,5 - 2,2 mm.
- Max. Cam Kalınlığı : 26 mm.
- Hammadde : EN AW 6060-T66, EN AW 6063 T5 (EN 573-3)
- Özgül Ağırlık : 2,71 gr/cm³
- Kopma, Akma Mukavem. : 215 N/mm² - 160 N/mm² (EN 755-2)
- Uzama : %8 (EN 755-2)
- Sertlik : 70 HRB
- Elektrostatik Boya : 60 Mikron min. (Qualicoat)
- Eloksal : 8-10-12-15-20 Mikron (Qualanod)
- Üretim Ölçü Toleransları : EN 12020-2, EN 755-9

- Frame Width : 57 mm.
- Frame Height : 72,8 - 47 mm.
- Sash Width : 49 mm.
- Profile Thickness : 1,5 - 2,2 mm.
- Max. Glass Thickness : 26 mm.
- Material : EN AW 6060-T66, EN AW 6063 T5 (EN 573-3)
- Specific Gravity : 2,71 gr/cm³
- Yield, Flow Strength : 215 N/mm² - 160 N/mm² (EN 755-2)
- Elongation : %8 (EN 755-2)
- Hardness : 70 HRB
- Pow. Coating Standarts : 60 Mikron min. (Qualicoat)
- Anodizing Oxidation Stan. : 8-10-12-15-20 Mikron (Qualanod)
- Measurement Tol. Stand. : EN 12020-2, EN 755-9

TASLAK

LINEA ROSSA
LR - 6200
PROFİL İNDEKS
PROFILE INDEX

	Profil Profile	Profil Kodu Profile Nr	Ağırlık (kg/m.) Weight (kg/m.)	X mm.	Y mm.	Jx cm ⁴	Jy cm ⁴	Sayfa Page
	LR-6201	2,365	57 mm.	72,8 mm.	29,25	40,51		
	LR-6202	1,400	57 mm.	47 mm.	17,57	6,68		
	LR-6203	1,660	49 mm.	70,7 mm.	13,95	21,53		
	LR-6104	0,221	20,7 mm.	20,1 mm.	0,00	0,00		
	LR-6105	0,510	76,3 mm.	21,5 mm.	7,27	0,92		
	LR-6106	1,090	76,3 mm.	36,5 mm.	15,80	2,96		
	LR-6110	0,126	13,7 mm.	6,7 mm.	---	---		
	LR-6231	0,300	17,7 mm.	18,8 mm.	---	---		

TASLAK

LINEA ROSSA LR - 6200 PROFİLLER - *PROFILES*

PH Plastik Hizalama
Plastic Corner Alignment

KH Krom Hizalama
Chrome Corner Alignment

DB Dik Bağlantı
Transom-Mullion Cleat

AK Adaptör Kapağı
Adapter Cap

PT Pres Takoz
Corner Cleat Profile

VT Vidalı Takoz
Corner Spring

Kertme
Notching

Takoz Punch
Manual Punch

Köşe Pres
Press Tool

Testere
Saw

Hızlı Yapıştırıcı
Adhesive

Slikon
Sealant

Tokmak
Mallet

Falçata
Curved Knife

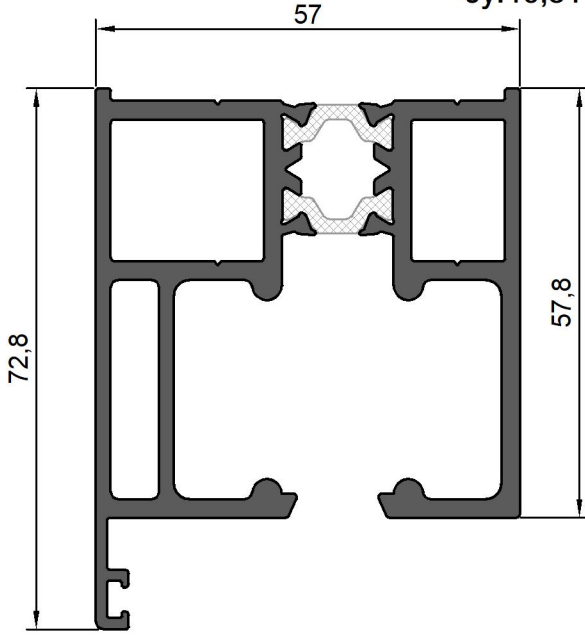
Ambalaj Miktarı
Packing Unit

Delik Çapı
Drilling Jig

Yalıtım Bantı
Insulation Tape

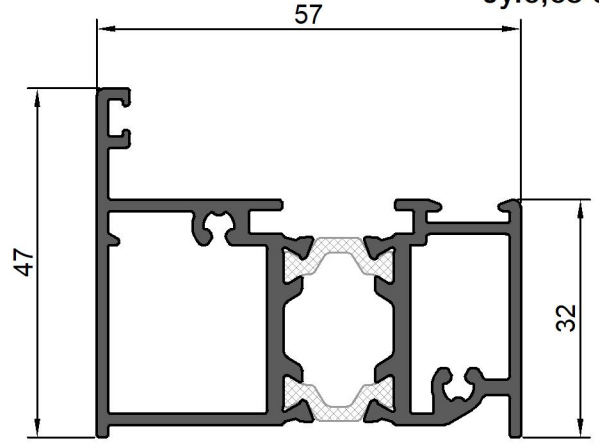
Üst Ray Profili - Upper Rail

LR-6201

2,365 Kg/m
Jx:29,25 cm⁴
Jy:40,51 cm⁴

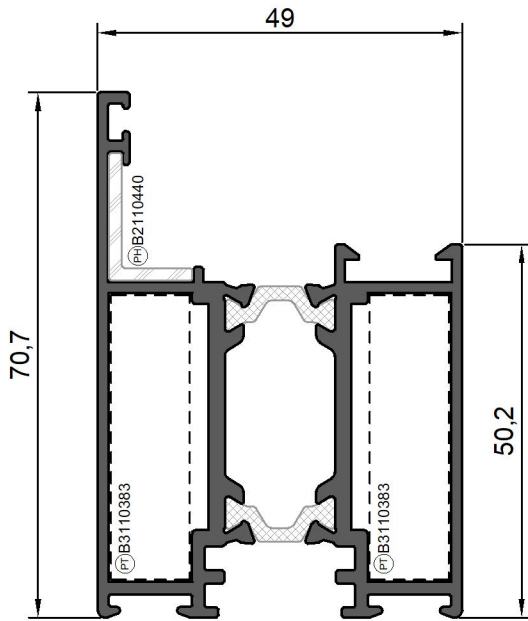
Yan Kasa Profili - Lateral Frame

LR-6202

1,400 Kg/m
Jx:17,57 cm⁴
Jy:6,68 cm⁴

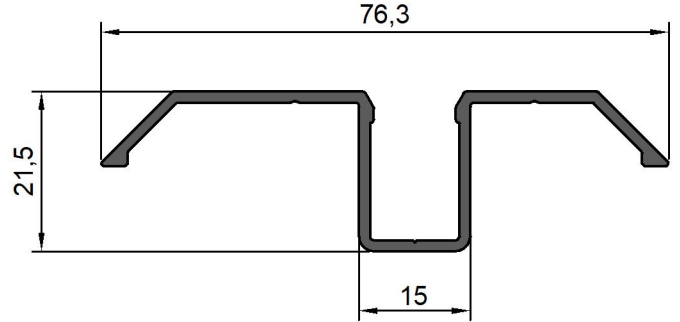
45° Kanat Profili - 45° Sash Profile

LR-6203

1,660 Kg/m
Jx:13,95 cm⁴
Jy:21,53 cm⁴

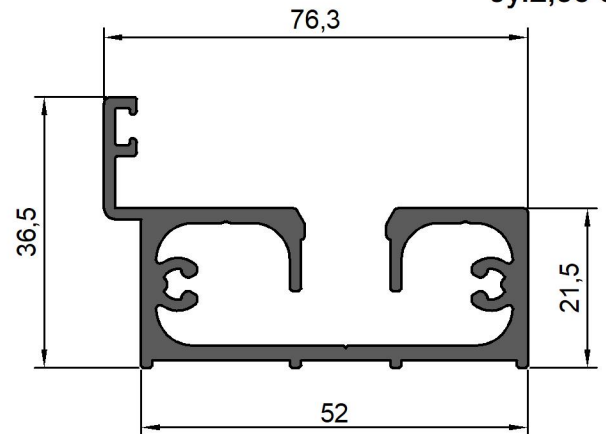
Alt Ray Profili - Bottom Rail

LR-6105

0,510 Kg/m
Jx:0,00 cm⁴
Jy:0,00 cm⁴

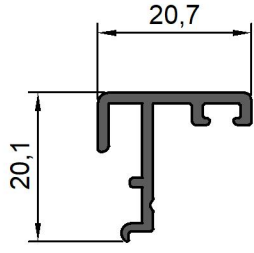
Alt Ray Profili - Bottom Rail

LR-6106

1,090 Kg/m
Jx:15,80 cm⁴
Jy:2,96 cm⁴

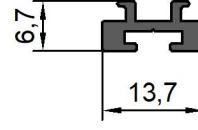
Tırnak Profili - Leaf Gasket Profile

LR-6104

0,221 Kg/m
Jx:0,00 cm⁴
Jy:0,00 cm⁴

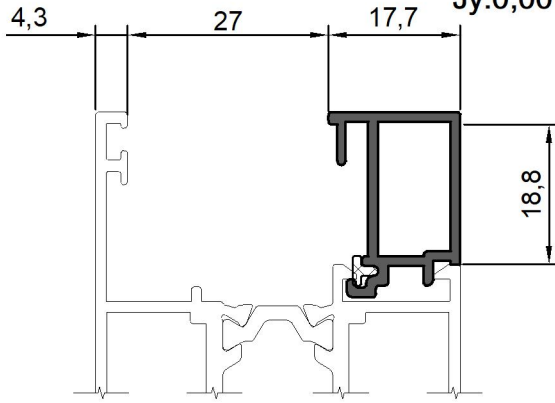
Alt Fıtıl Profili - Profile For Brush

LR-6110

0,126 Kg/m
Jx:0,00 cm⁴
Jy:0,00 cm⁴

Cam Çıta Profili - Glazing Bead Profile

LR-6231

0,300 Kg/m
Jx:0,00 cm⁴
Jy:0,00 cm⁴

TASLAK

LINEA ROSSA LR - 6200 DETAYLAR - DETAILS

PH Plastik Hizalama
Plastic Corner Alignment

KH Krom Hizalama
Chrome Corner Alignment

DB Dik Bağlantı
Transom-Mullion Cleat

AK Adaptör Kapağı
Adapter Cap

PT Pres Takoz
Corner Cleat Profile

VT Vidalı Takoz
Corner Spring

Kertme
Notching

Takoz Punch
Manual Punch

Köşe Pres
Press Tool

Testere
Saw

Hızlı Yapıştırıcı
Adhesive

Slikon
Sealant

Tokmak
Mallet

Falçata
Curved Knife

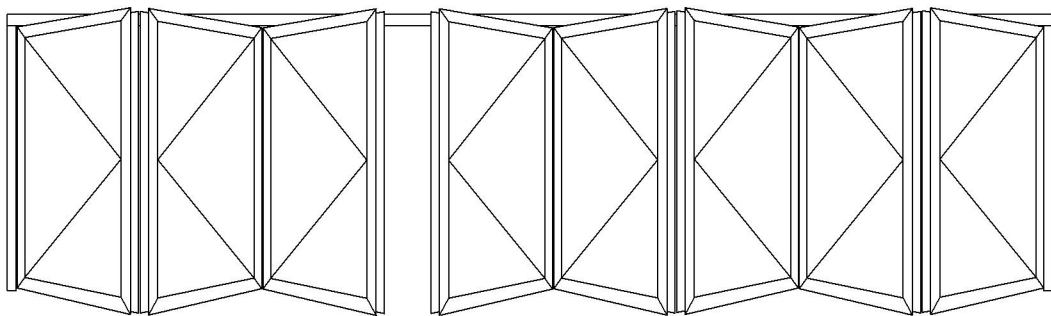
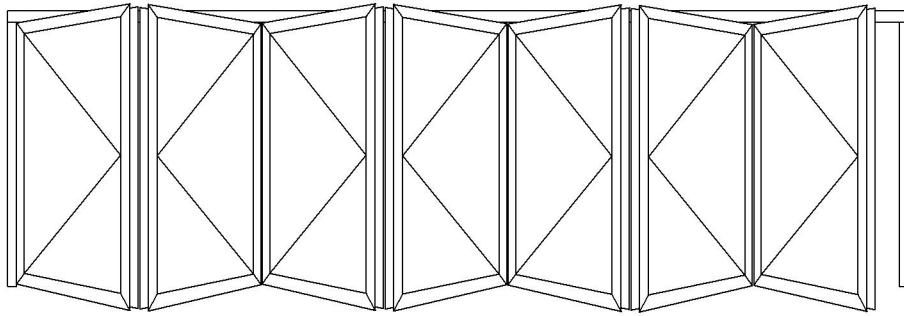
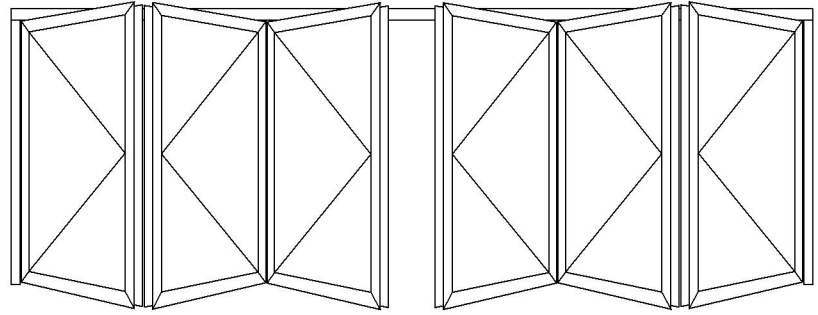
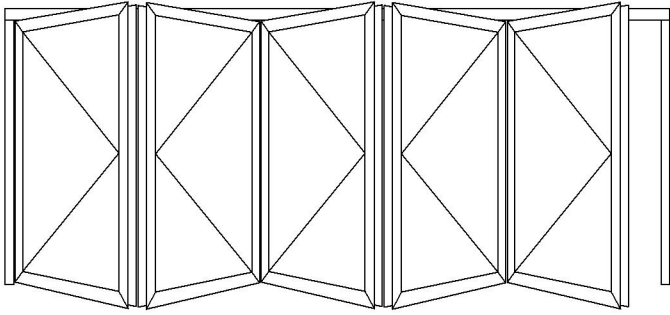
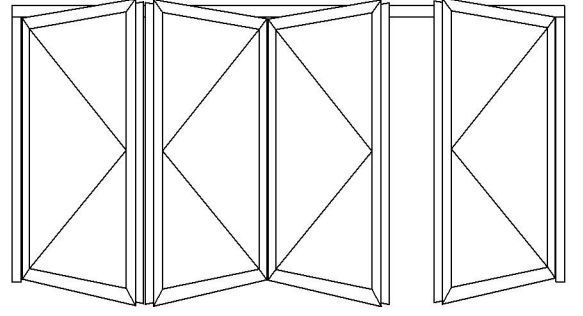
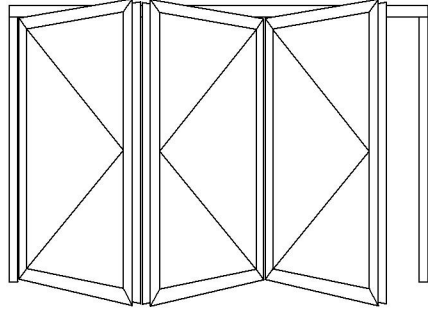

Ambalaj Miktarı
Packing Unit

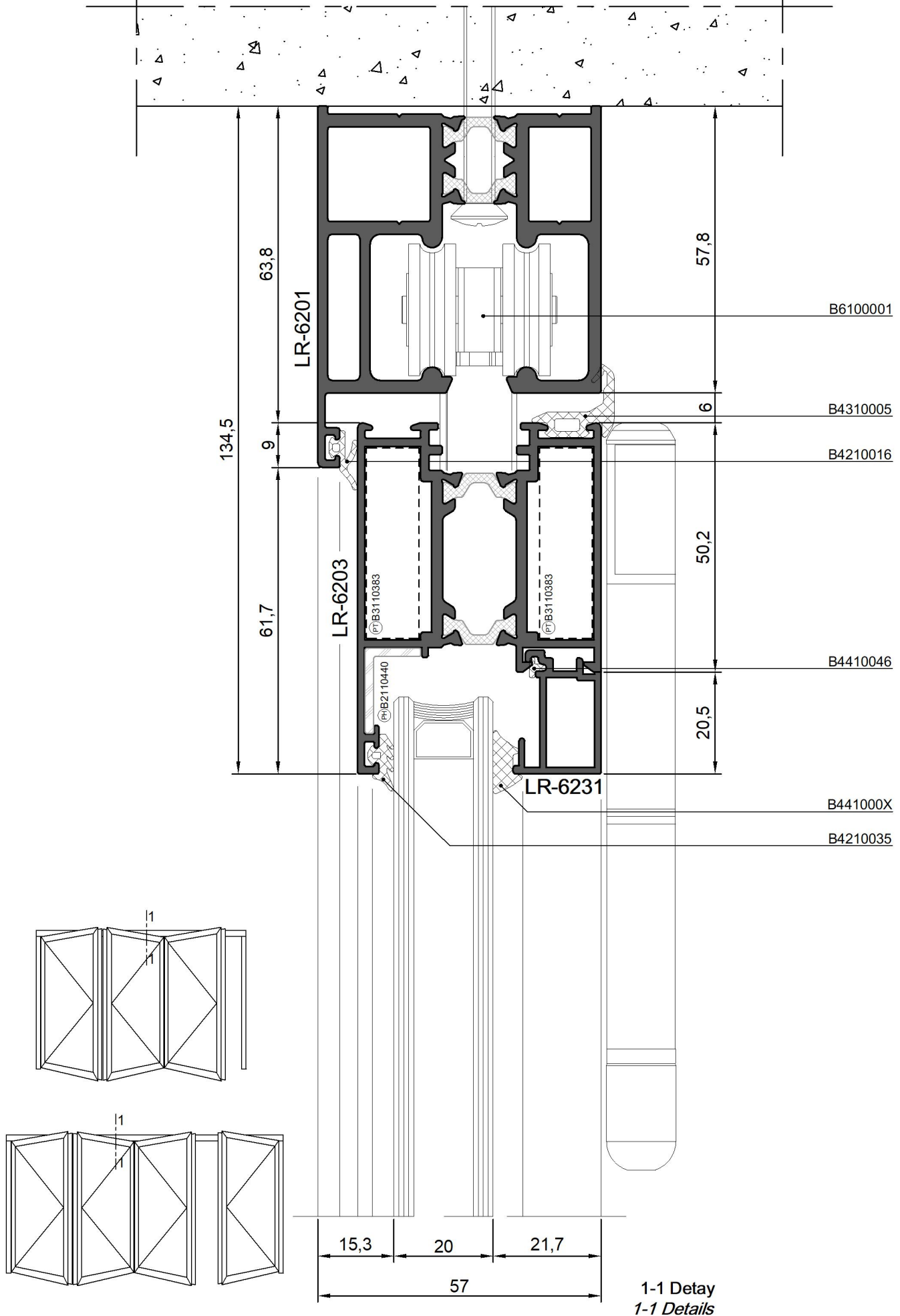
Delik Çapı
Drilling Jig

Yalıtım Bantı
Insulation Tape

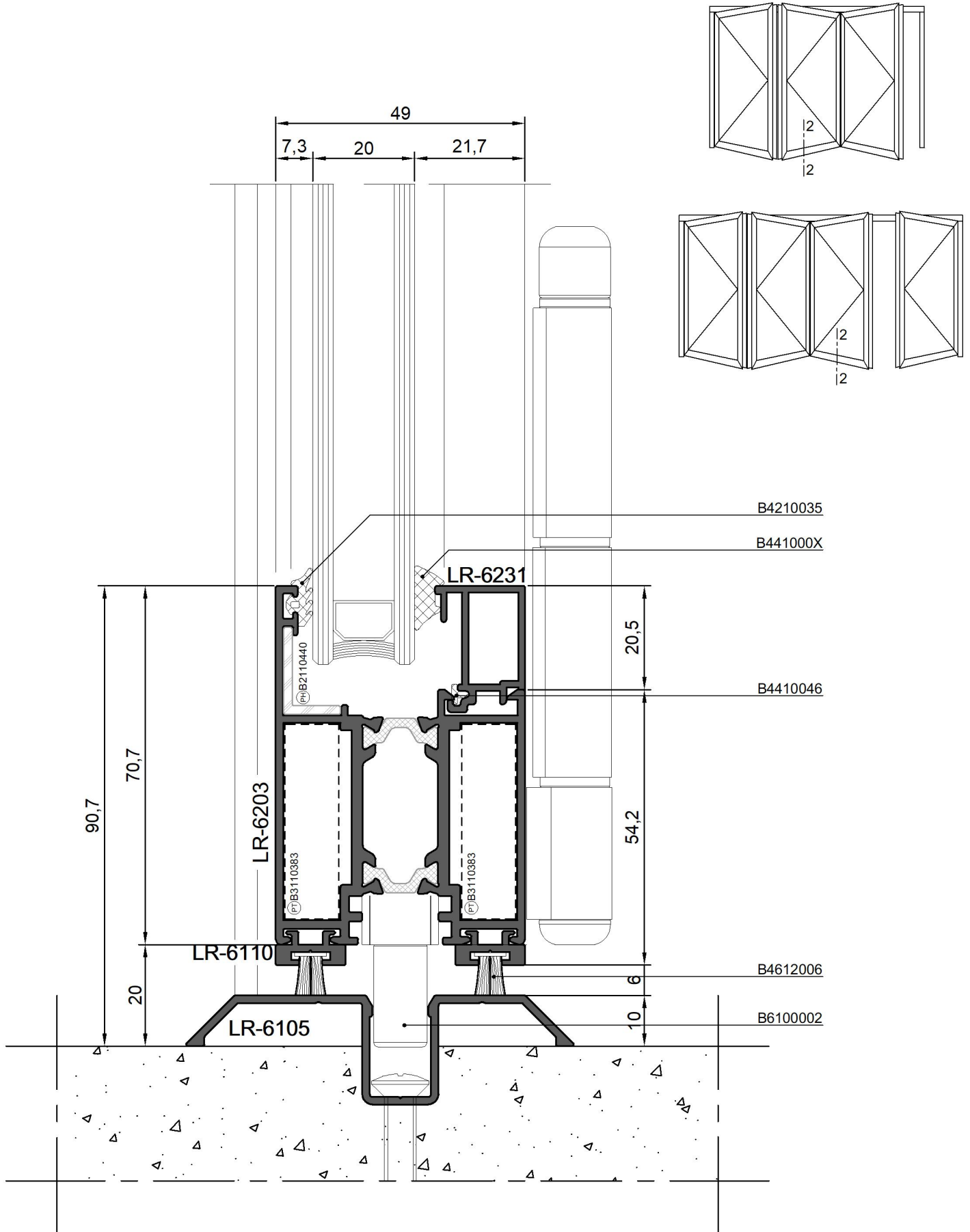
Ölçek: 1:1
Scale: 1:1

45° Kanat Açılım Tipleri 45° Types of Opening



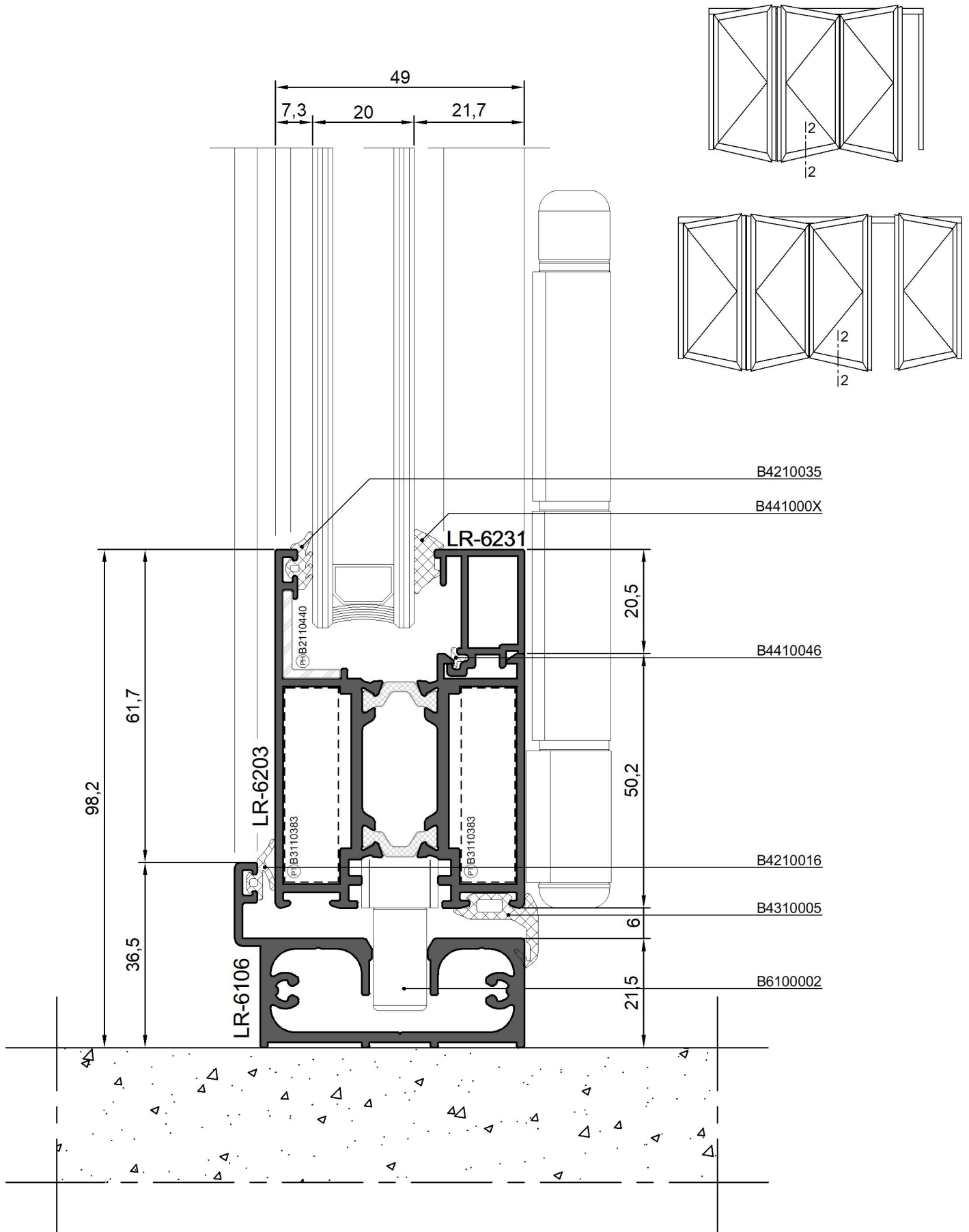


Ölçek: 1:1
Scale: 1:1



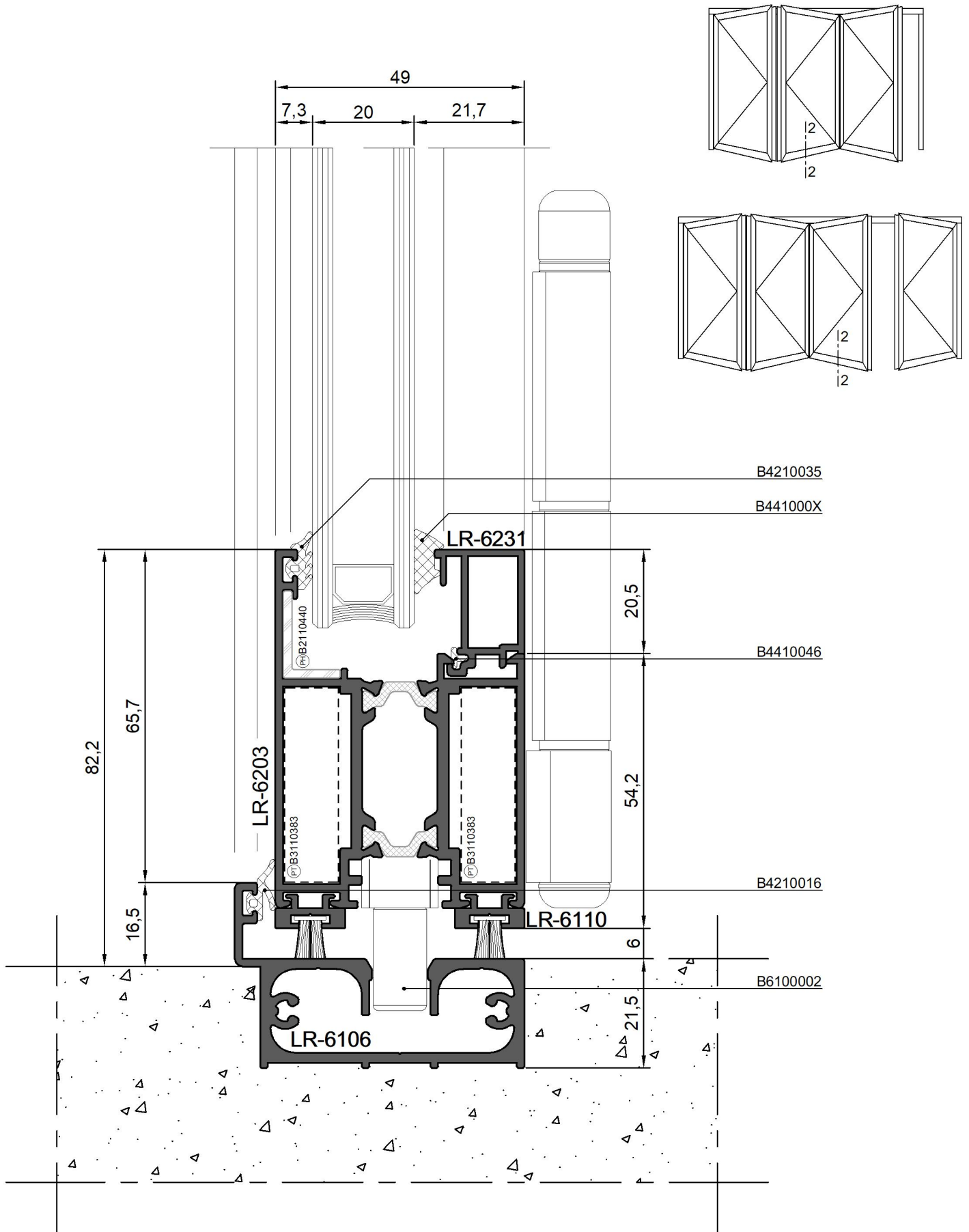
2-2 Detay
2-2 Details

Ölçek: 1:1
Scale: 1:1



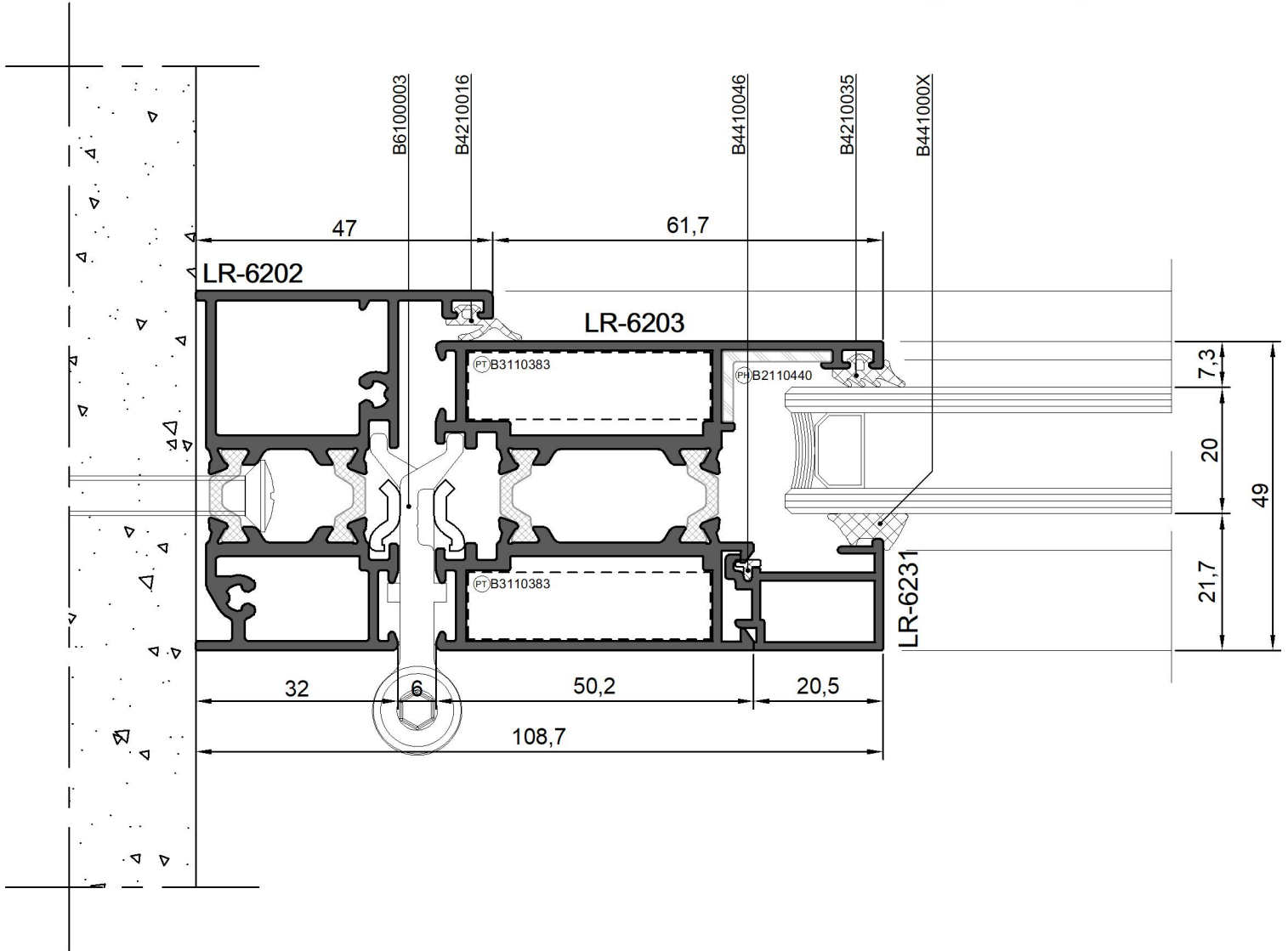
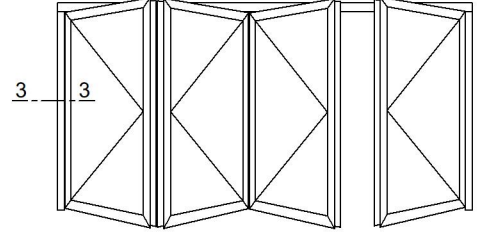
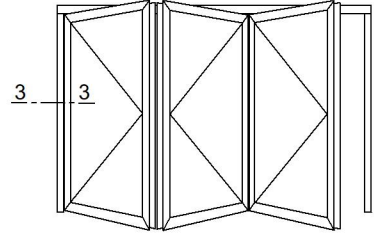
2-2 Detay
2-2 Details

Ölçek: 1:1
Scale: 1:1



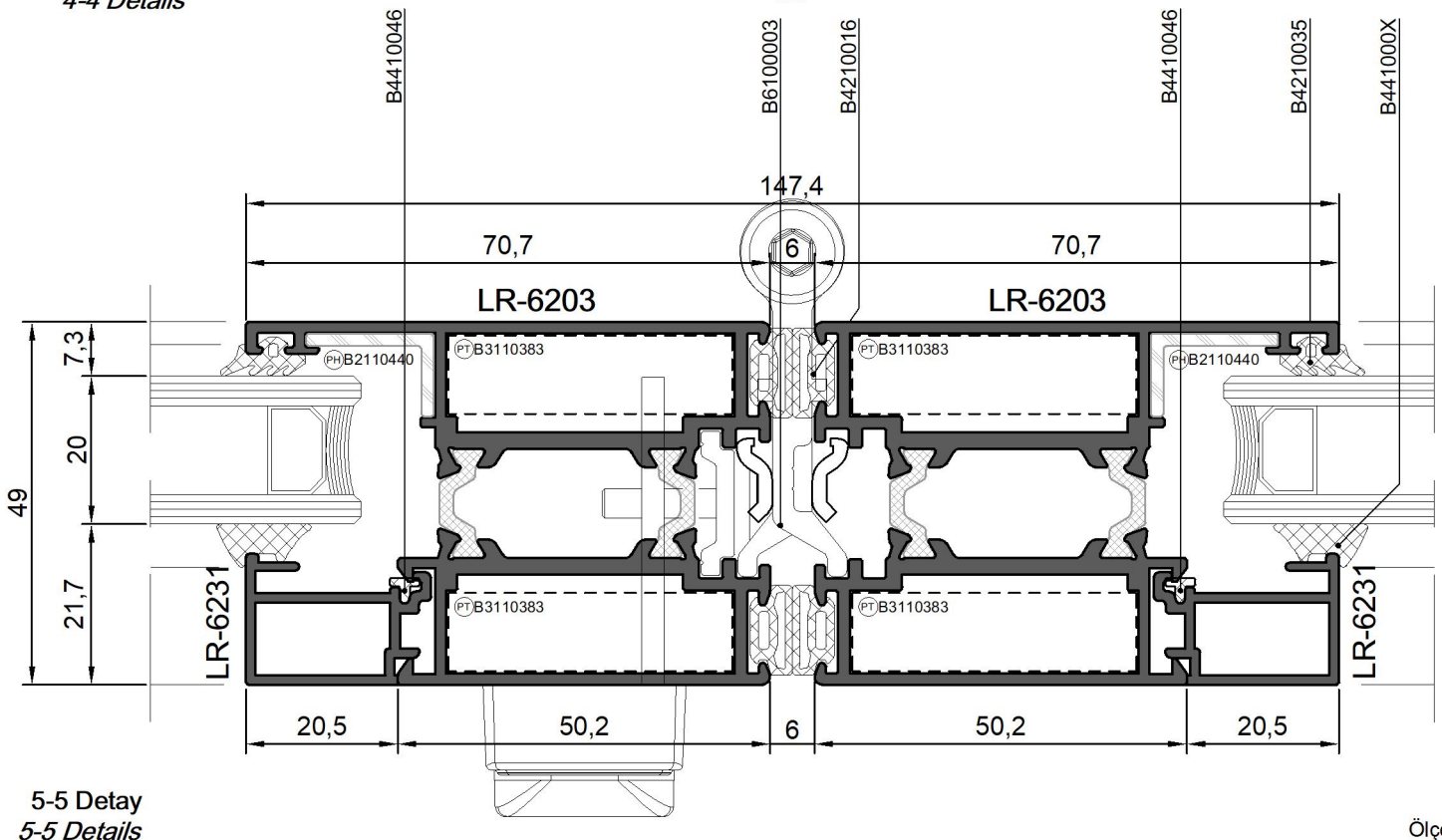
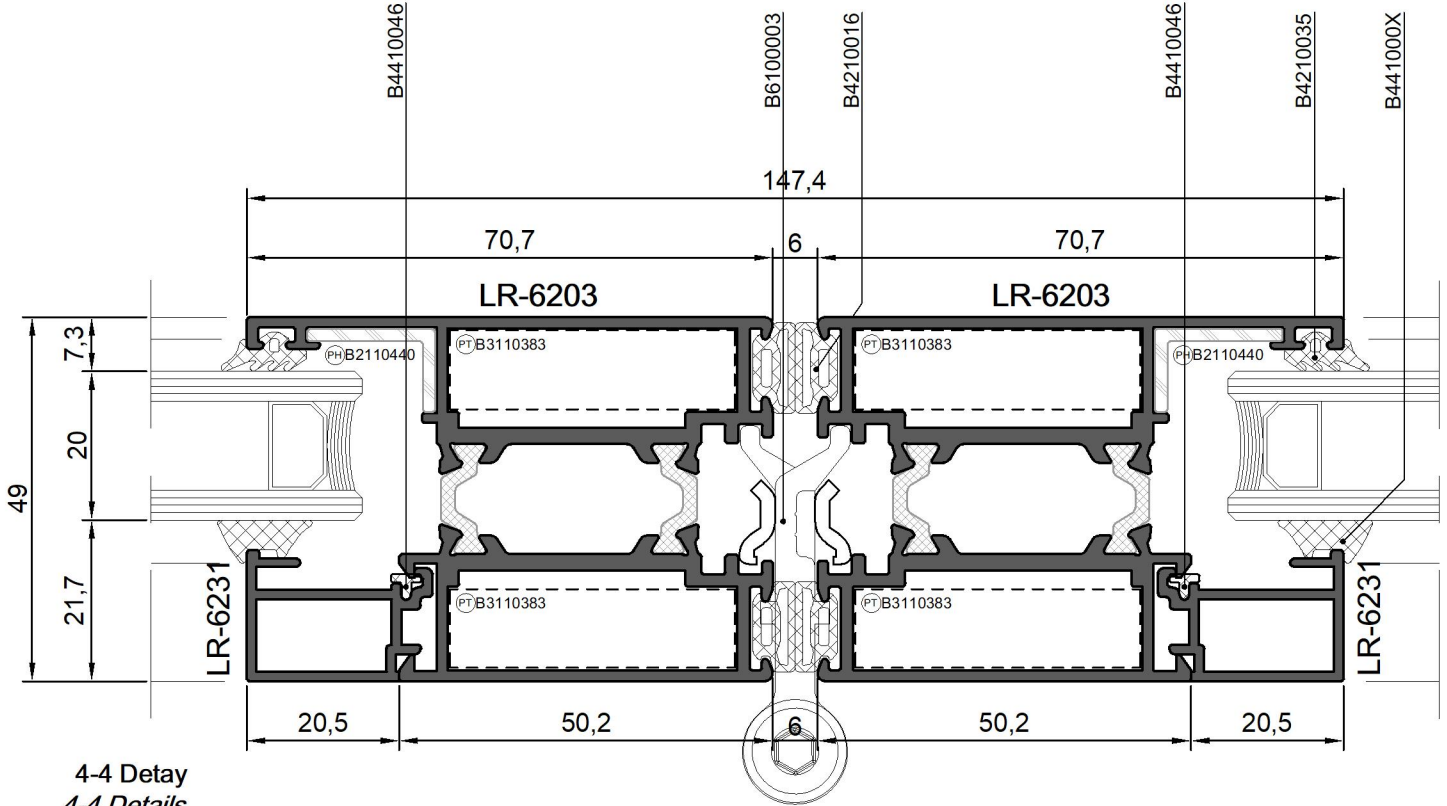
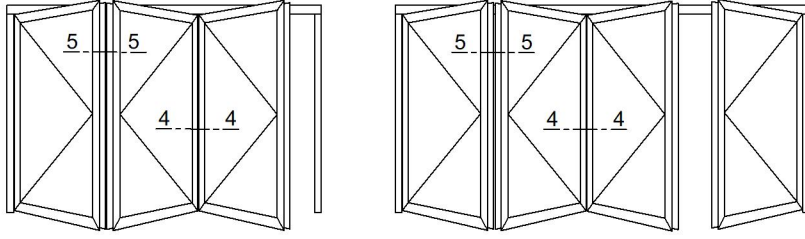
2-2 Detay
2-2 Details

Ölçek: 1:1
Scale: 1:1

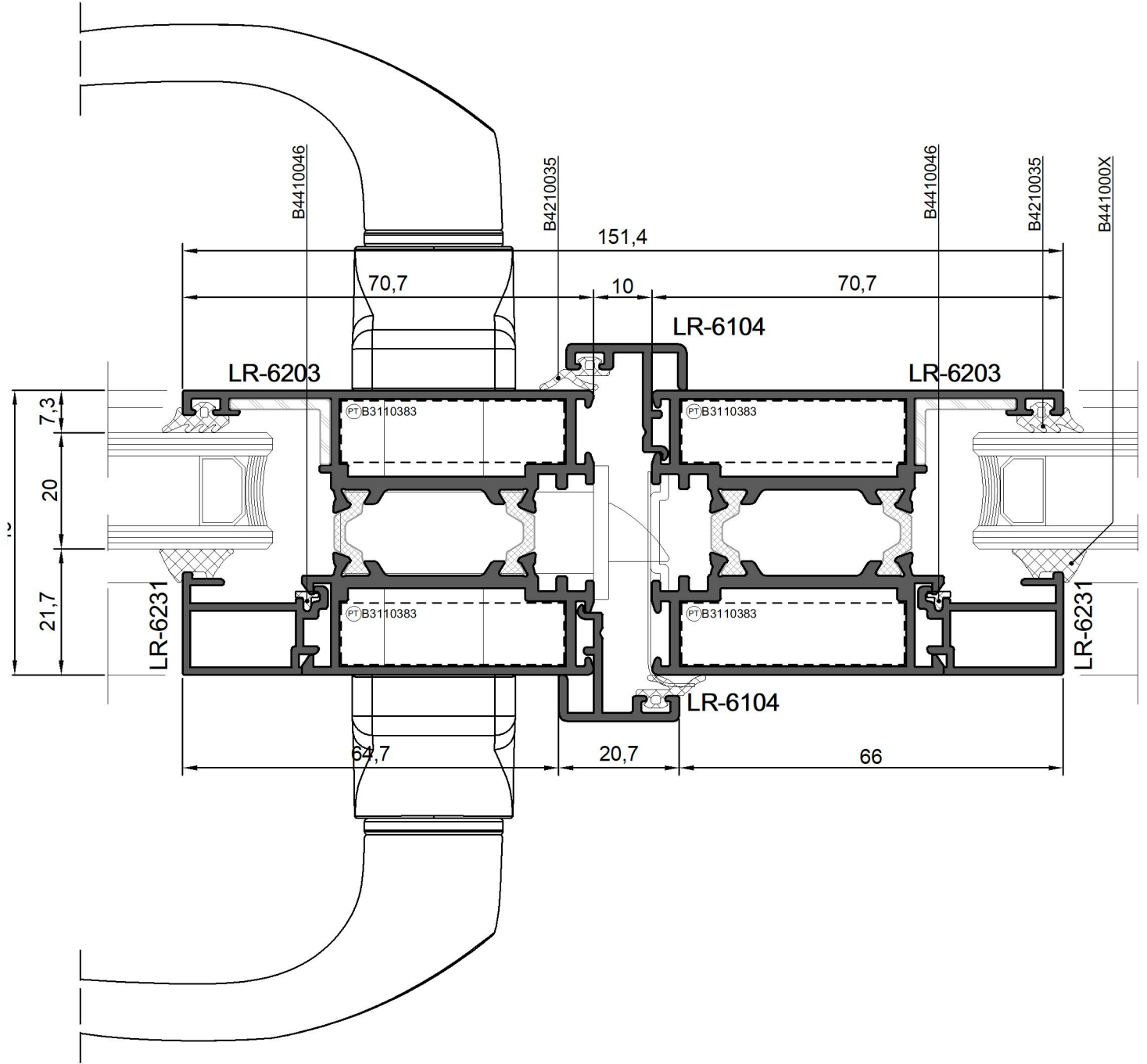
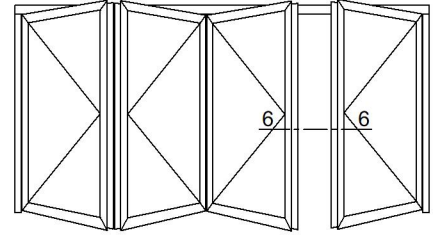


3-3 Detay
3-3 Details

Ölçek: 1:1
Scale: 1:1

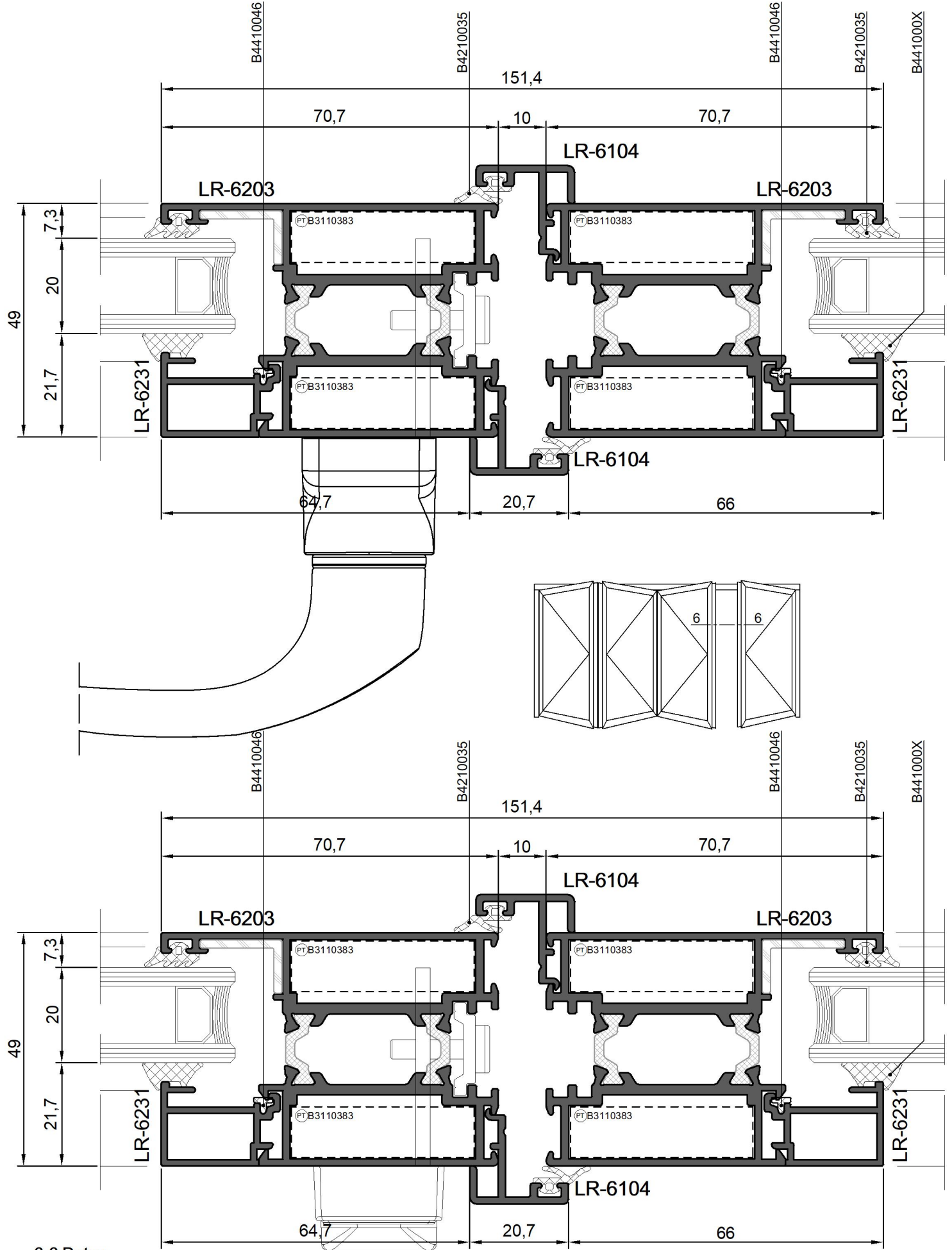


Ölçek: 1:1
Scale: 1:1



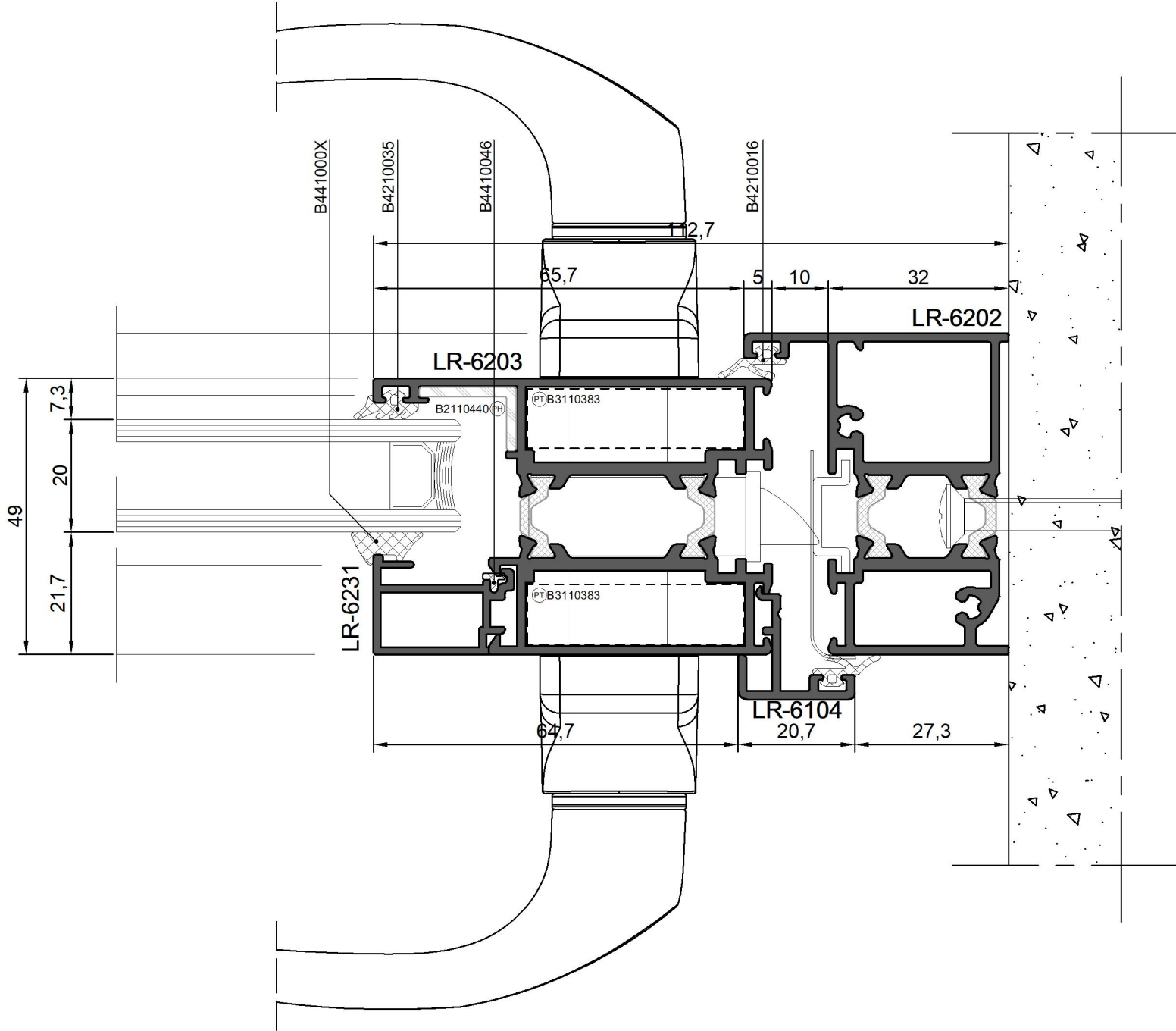
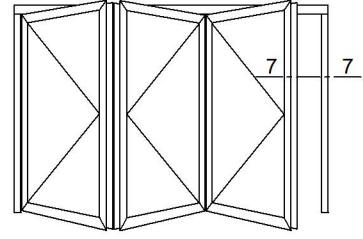
6-6 Detay
6-6 Details

Ölçek: 1:1
Scale: 1:1



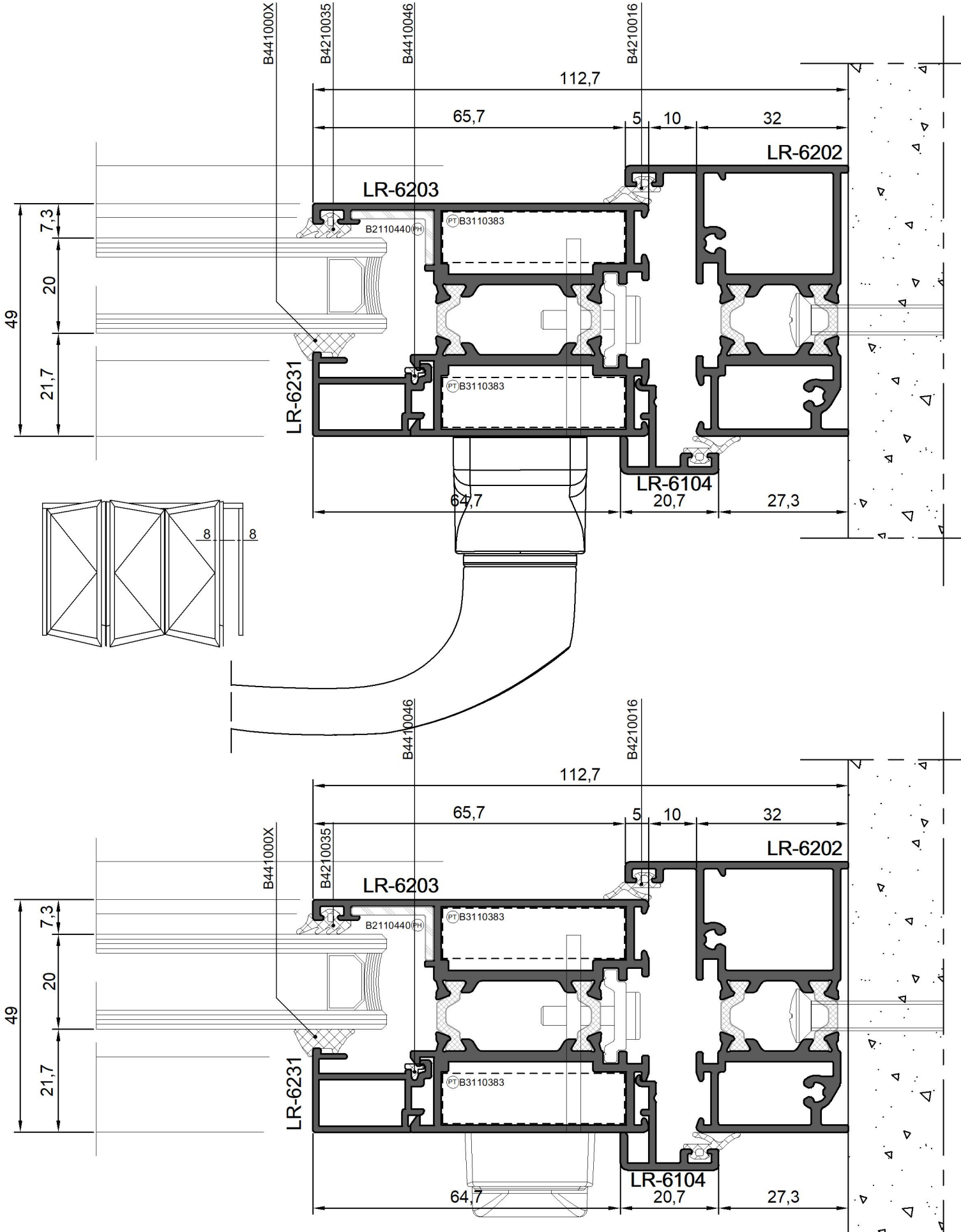
6-6 Detay
6-6 Details

Ölçek: 1:1
Scale: 1:1



7-7 Detay
7-7 Details

Ölçek: 1:1
Scale: 1:1



8-8 Detay
8-8 Details

Ölçek: 1:1
Scale: 1:1

TASLAK

LINEA ROSSA LR - 6200 AKSESUARLAR-ACCESSORIES

PH Plastik Hizalama
Plastic Corner Alignment

KH Krom Hizalama
Chrome Corner Alignment

DB Dik Bağlantı
Transom-Mullion Cleat

AK Adaptör Kapağı
Adapter Cap

PT Pres Takoz
Corner Cleat Profile

VT Vidalı Takoz
Corner Spring

Kertme
Notching

Takoz Punch
Manual Punch

Köşe Pres
Press Tool

Testere
Saw

Hızlı Yapıştırıcı
Adhesive

Slikon
Sealant

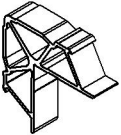
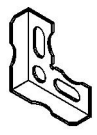
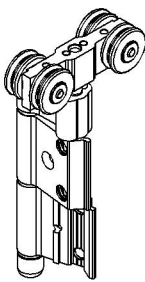
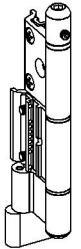
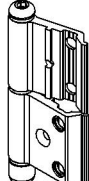
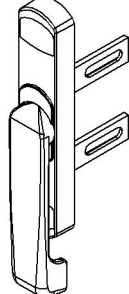
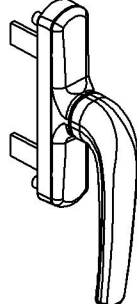
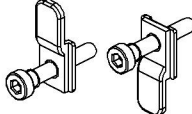
Tokmak
Mallet


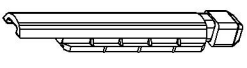

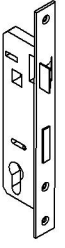
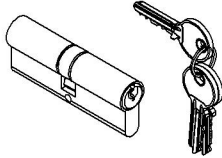








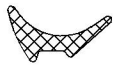





Falçata
Curved Knife

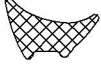
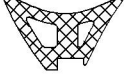

Ambalaj Miktarı
Packing Unit

Delik Çapı
Drilling Jig

Yalıtım Bantı
Insulation Tape

Aksesuarlar Accessories	Aksesuar Kodu Nr of Accessories	Malzeme Türü Material	Açıklama Description	Kullanıldığı Profil -----
	B3129454 (PT)	Alüminyum Aluminum	Pres Köşe Bağlantı Takozu Corner Cleat	LR-3701
	B2110440 (PH)	PVC	45° Kanat Köşe Hizalama 45° Corner Alignment	
	B6100001	Alüminyum Aluminum	Katlanır Kapı Üst Menteşe Roller Upper Hinge	
	B6100002	Alüminyum Aluminum	Katlanır Kapı Alt Menteşe Lower Alignment Hinge	
	B6100003	Alüminyum Aluminum	Katlanır Kapı Orta Menteşe Hinge For Folding Door	
	B6520014	Alüminyum Aluminum	Katlanır Albatros Kol ---	
	B6520015	Zamak	Katlanır Kapı Kol ---	
	B6520018	Zamak	Katlanır Kol Pimi Side Fixing Kit	

Aksesuarlar Accessories	Aksesuar Kodu Nr of Accessories	Malzeme Türü Material	Açıklama Description	Kullanıldığı Profil -----
	B6520021	PVC	Kilit Mekanizma Mandalı Slider For Latch	
	B6520013	PVC	Kilit Mekanizması Pim Side Fixing Kit	
	B7410012	Alüminyum Aluminum	Dar Ayna Kapı Kolu Narrow Mirror Door Handle	
	B7312102	Nikel Nickel	Dilli Kilit Lock With Rail	
	B7111010	Nikel Nickel	76 mm. Barrel 76 mm. Cylinder	
	B2810039	Polyamid Polyamide	Polyamid Tij Polyamide Rod	200 mt. 
	B4612006	Polipropilen Polypropylene	67x1000 Fırça Fital 67x1000 Sealing Brush	800 mt. 
	B4210035	EPDM EPDM	3 mm. Dış Cam Fitali 3 mm. Insulating Gasket	290 mt. 
	B4210016	EPDM EPDM	Kasa Fitali Frame Gasket	375 mt. 
	B4410007	EPDM EPDM	1,5-2 mm. Cam Fitali 1,5-2 mm. Wedge Gasket	255 mt. 
	B4410006	EPDM EPDM	2,5-3 mm. Cam Fitali 2,5-3 mm. Wedge Gasket	194 mt. 
	B4410004	EPDM EPDM	4 mm. Cam Fitali 4 mm. Wedge Gasket	166 mt. 

Aksesuarlar Accessories	Aksesuar Kodu Nr of Accessories	Malzeme Türü Material	Açıklama Description	Kullanıldığı Profil -----
	B4410005	EPDM EPDM	5 mm. Cam Fiteli 5 mm. Wedge Gasket	197 mt. 
	B4410008	EPDM EPDM	6 mm. Cam Fiteli 6 mm. Wedge Gasket	120 mt. 
	B4210002	EPDM EPDM	Kanat Hortum Fiteli 6 mm. Wedge Gasket	250 mt. 
	B4310005	EPDM EPDM	Üst Bini Fiteli 6 mm. Wedge Gasket	75 mt. 
	B4410046	TPE TPE	Çıta Destek Fiteli Glazing Bead Gasket	1000 mt. 