

GLR 37

YALITIMLI SÜRME SİSTEM

INSULATED SLIDING SYSTEM

Profiller / Profiles

-  **Plastik Hizalama**
Plastic Corner Alignment
-  **Krom Hizalama**
Chrome Corner Alignment
-  **Dik Bağlantı**
Transom-Mullion Cleat
-  **Pres Takoz**
Corner Cleat Profile
-  **Vidalı Takoz**
Corner Spring
-  **Adaptör Kapağı**
Adapter Cap
-  **Kertme**
Notching
-  **Takoz Punch**
Manual Punch
-  **Köşe Pres**
Press Tool
-  **Testere**
Saw
-  **Hızlı Yapıştırıcı**
Adhesive
-  **Silikon**
Sealant
-  **Falçata**
Curved Knife
-  **Tokmak**
Mallet
-  **Ambalaj Miktarı**
Packing Unit
-  **Delik Çapı**
Drilling Jig
-  **Yalıtım Bantı**
Insulation Tape

GLR-37-01

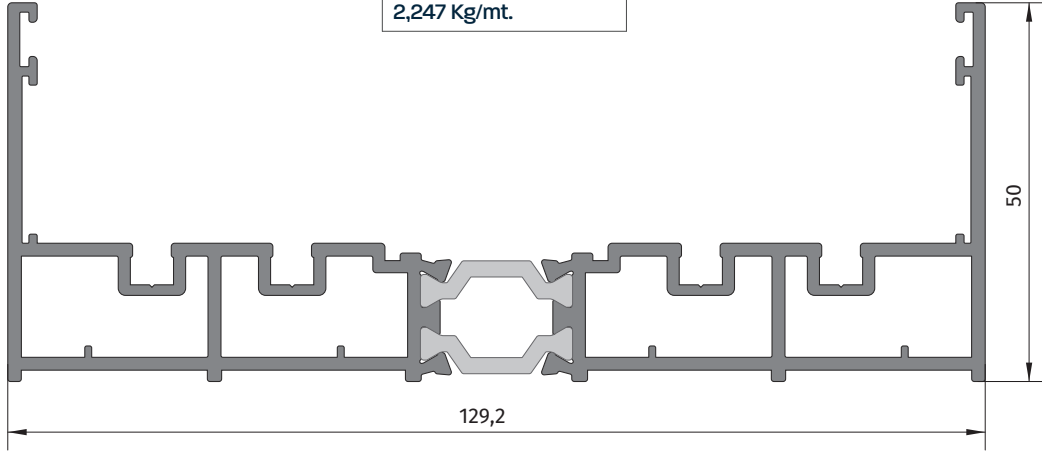
Kasa Profili
Frame Profile

Statik Değerler
Static Values



Jx	Jy
151,88 cm ⁴	10,90 cm ⁴

Ağırlık (Kg/mt.)
Weight (Kg/mt.)
2,247 Kg/mt.



GLR-37-12

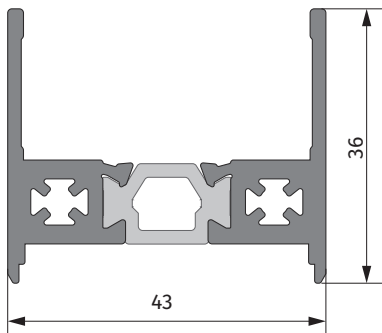
Alt Kanat Profili
Bottom Sash Profile

Statik Değerler
Static Values



Jx	Jy
9,11 cm ⁴	2,29 cm ⁴

Ağırlık (Kg/mt.)
Weight (Kg/mt.)
1,025 Kg/mt.



GLR-37-33

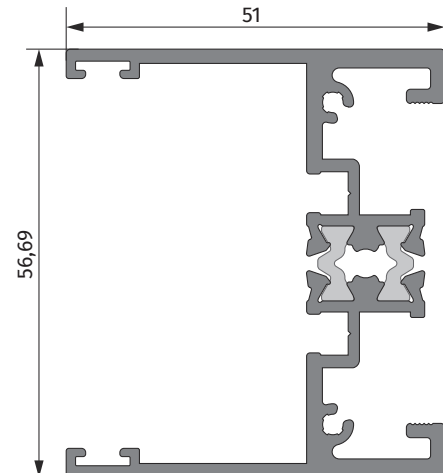
Orta Adaptör Profili
Astragal Profile

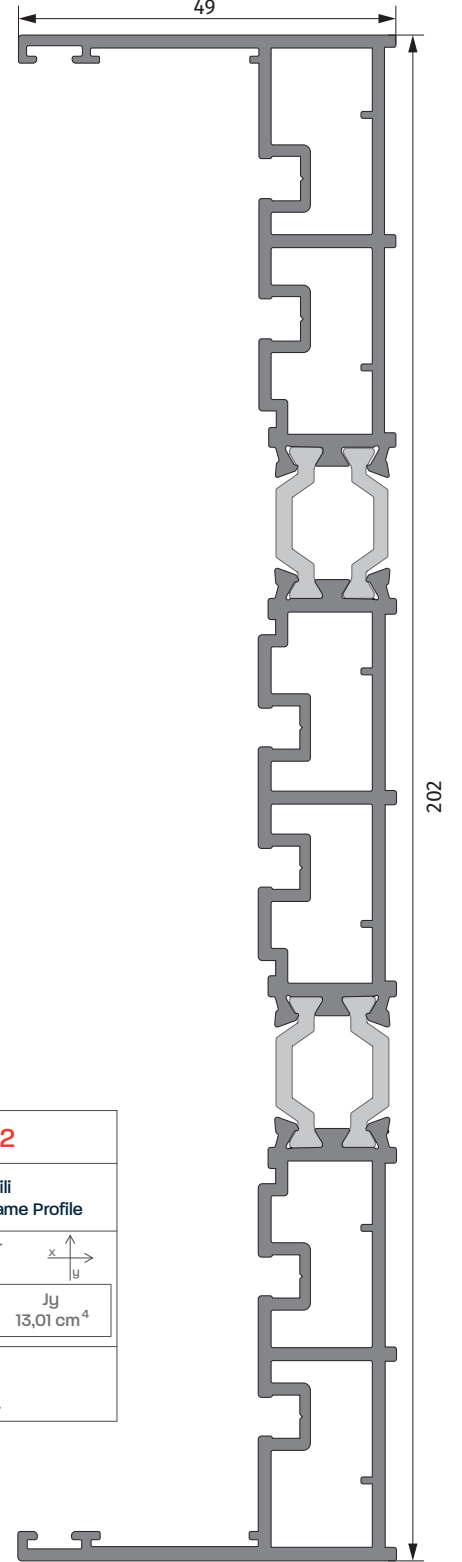
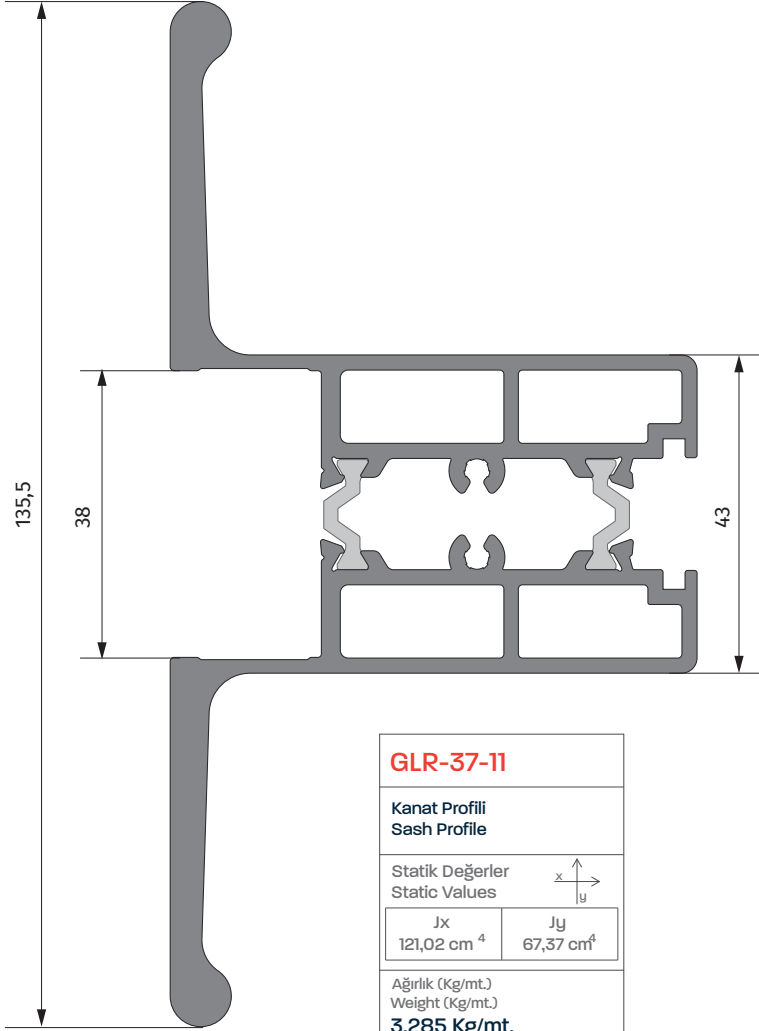
Statik Değerler
Static Values



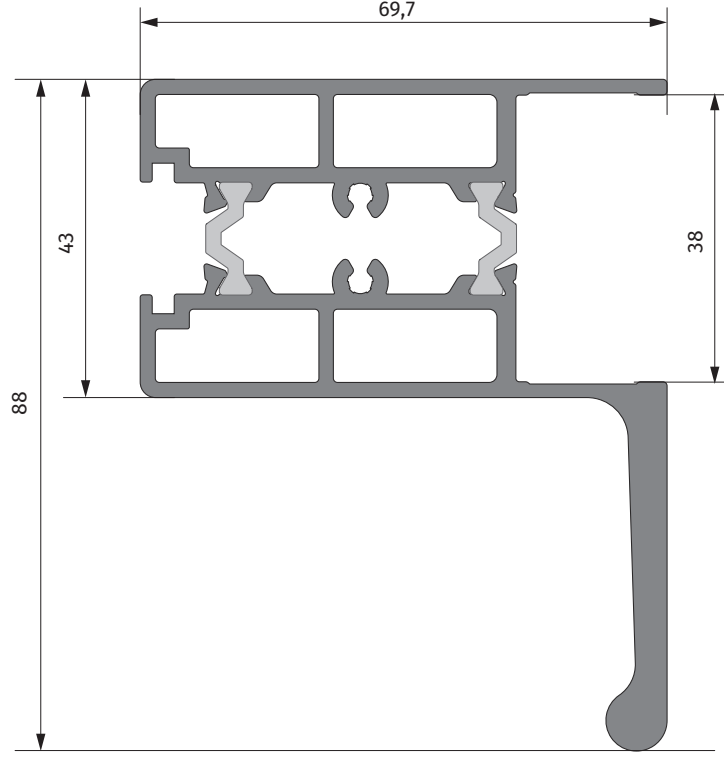
Jx	Jy
21,06 cm ⁴	7,60 cm ⁴

Ağırlık (Kg/mt.)
Weight (Kg/mt.)
1,291 Kg/mt.

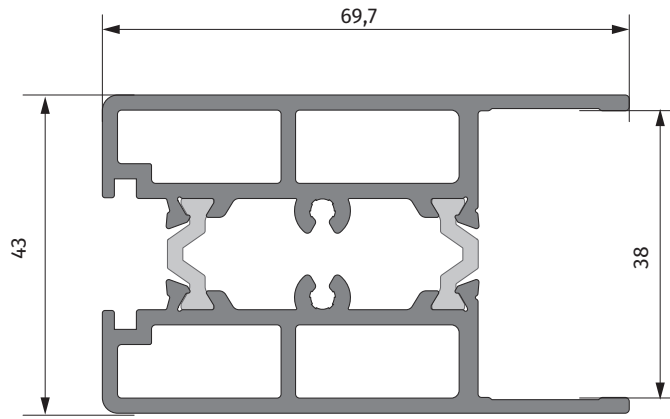




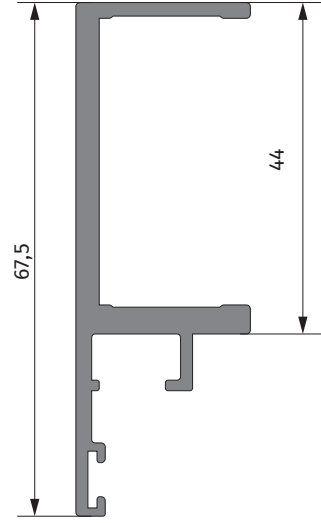
GLR-37-14	
Kanat Profili Sash Profile	
Statik Değerler Static Values	
Jx 84,9 cm ⁴	Jy 23,1 cm ⁴
Ağırlık (Kg/mt.) Weight (Kg/mt.) 2,632 Kg/mt.	



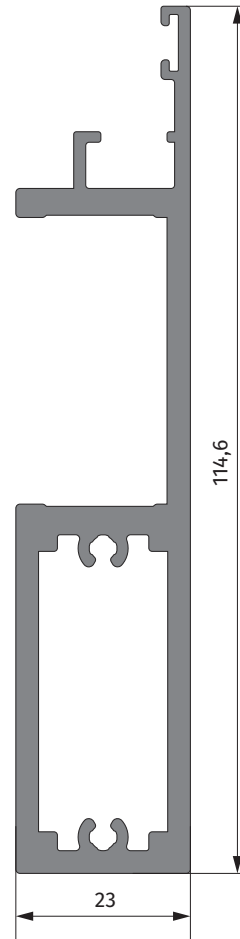
GLR-37-13	
Kanat Profili Sash Profile	
Statik Değerler Static Values	
Jx 15,41 cm ⁴	Jy 25,10 cm ⁴
Ağırlık (Kg/mt.) Weight (Kg/mt.) 1,980 Kg/mt.	



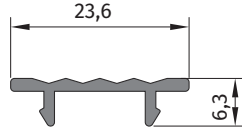
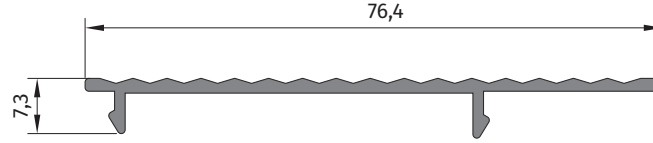
GLR-37-15	
Kenet Profili Interlock Profile	
Statik Değerler Static Values	
Jx 11,19 cm ⁴	Jy 1,38cm ⁴
Ağırlık (Kg/mt.) Weight (Kg/mt.) 0,822 Kg/mt.	



GLR-37-16	
Kenet Profili Interlock Profile	
Statik Değerler Static Values	
Jx 76,79 cm ⁴	Jy 1,38cm ⁴
Ağırlık (Kg/mt.) Weight (Kg/mt.) 1,960 Kg/mt.	



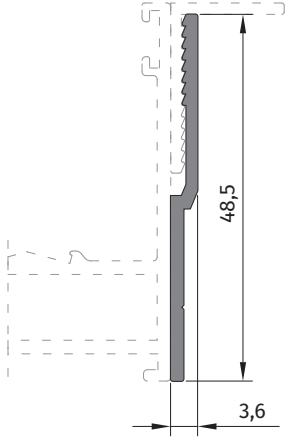
LR-3719	
Tek Ray Kapama Profili Single Rail Cover	
Statik Değerler Static Values	
Jx 6,70 cm ⁴	Jy 0,26 cm ⁴
Ağırlık (Kg/mt.) Weight (Kg/mt.) 0,370 Kg/mt.	



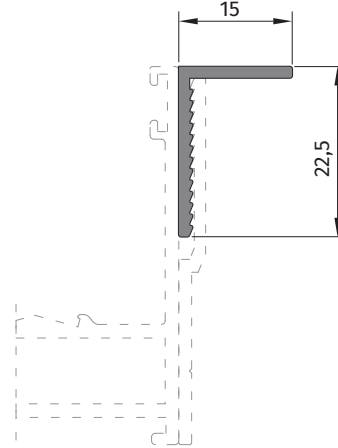
LR-3755	
Orta Adaptör Kapama Profili Central Adapter Cover	
Statik Değerler Static Values	
Jx 0,22 cm ⁴	Jy 0,02 cm ⁴
Ağırlık (Kg/mt.) Weight (Kg/mt.) 0,130 Kg/mt.	

LR-3720	
Çift Ray Kapama Profili Double Rail Cover	
Statik Değerler Static Values	
Jx 49,32 cm ⁴	Jy 0,05 cm ⁴
Ağırlık (Kg/mt.) Weight (Kg/mt.) 0,700 Kg/mt.	

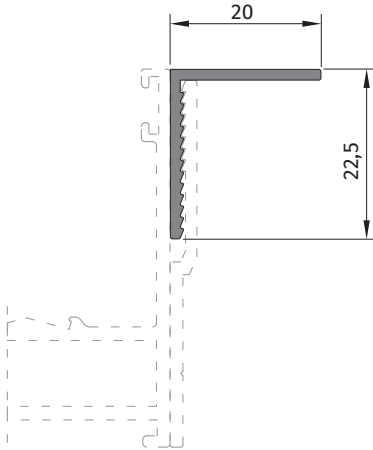




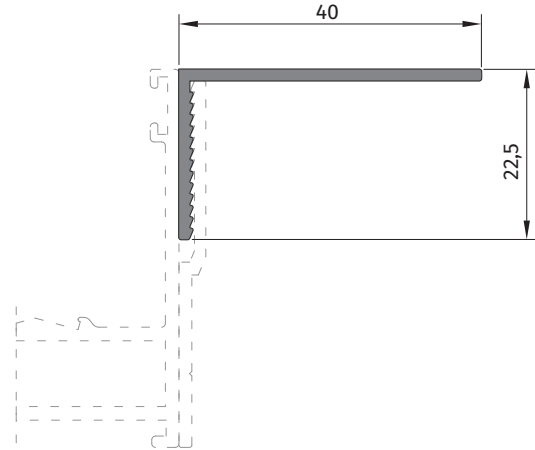
LR-3758	
Pervaz Adaptör Profili Adapter for Sill	
Statik Değerler Static Values	
Jx 0,00 cm ⁴	Jy 0,00 cm ⁴
Ağırlık (Kg/mt.) Weight (Kg/mt.) 0,226 Kg/mt.	



LR-3756	
15 mm Pervaz Profili Sill Profile	
Statik Değerler Static Values	
Jx 0,00 cm ⁴	Jy 0,00 cm ⁴
Ağırlık (Kg/mt.) Weight (Kg/mt.) 0,152 Kg/mt.	



LR-3759	
20 mm Pervaz Profili Sill Profile	
Statik Değerler Static Values	
Jx 0,00 cm ⁴	Jy 0,00 cm ⁴
Ağırlık (Kg/mt.) Weight (Kg/mt.) 0,172 Kg/mt.	



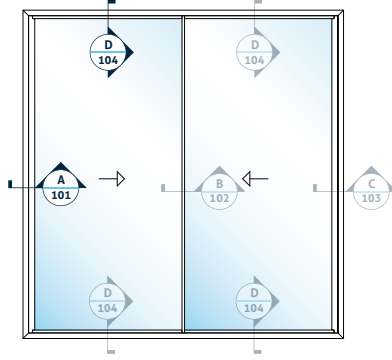
LR-3757	
40 mm Pervaz Profili Sill Profile	
Statik Değerler Static Values	
Jx 0,00 cm ⁴	Jy 0,00 cm ⁴
Ağırlık (Kg/mt.) Weight (Kg/mt.) 0,253 Kg/mt.	

GLR 37 YALITIMLI SÜRME SİSTEM

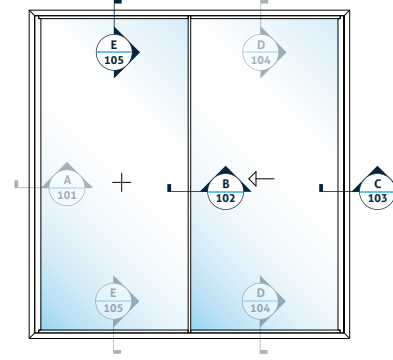
INSULATED SLIDING SYSTEM

SÜRME TİPLERİ & KESİT ŞEMASI

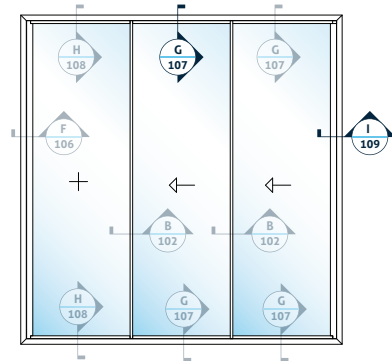
SLIDING TYPES & SECTION SCHEDULE



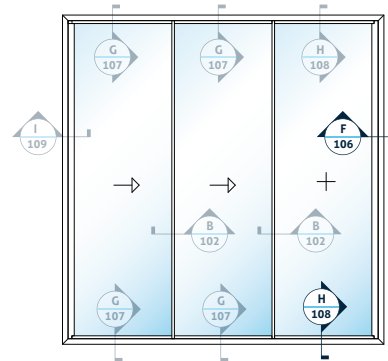
A SÜRME 2 PANEL ÜNİTE
TWO SASH SLIDING UNIT



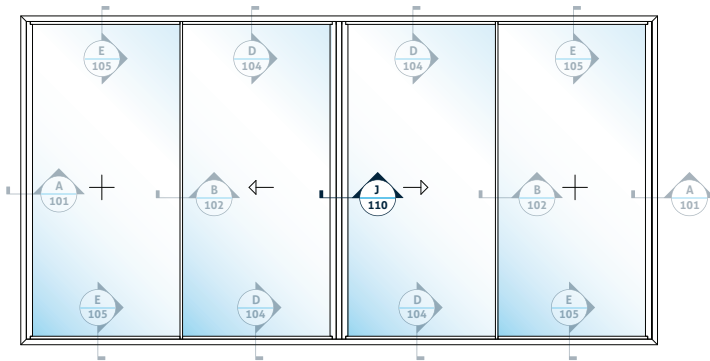
B SABİT + SÜRME 2 PANEL ÜNİTE
FIXED + SLIDING TWO SASH UNIT



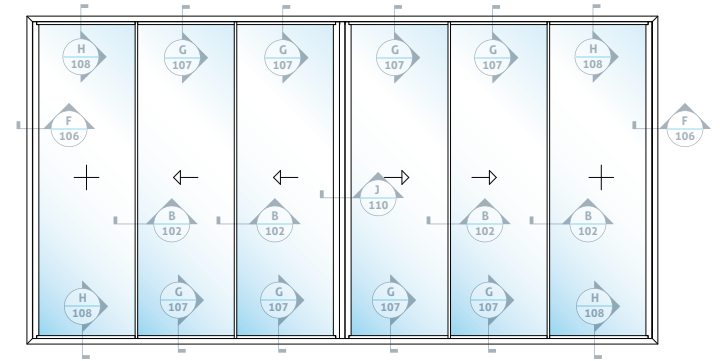
C SABİT + SÜRME 3 PANEL ÜNİTE
FIXED + SLIDING THREE SASH UNIT



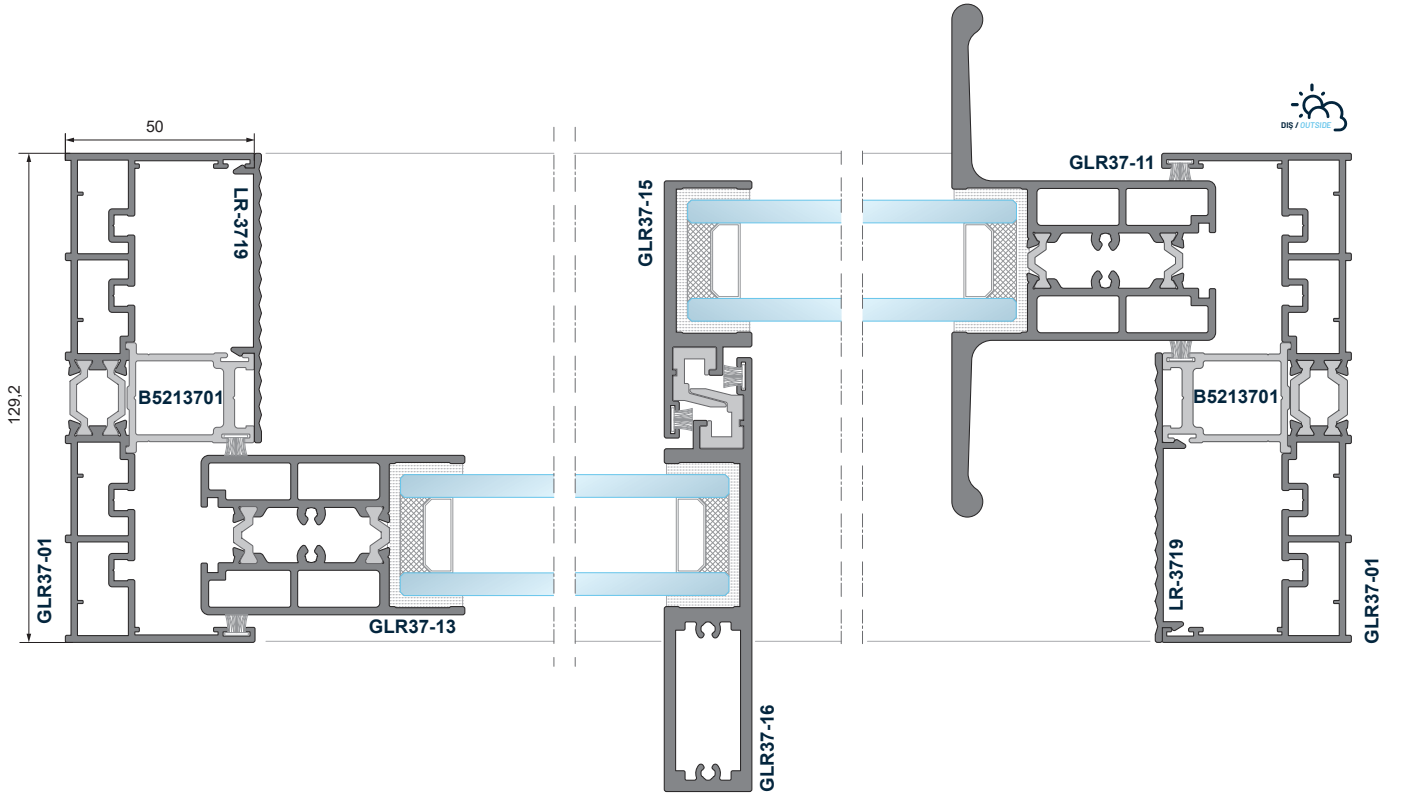
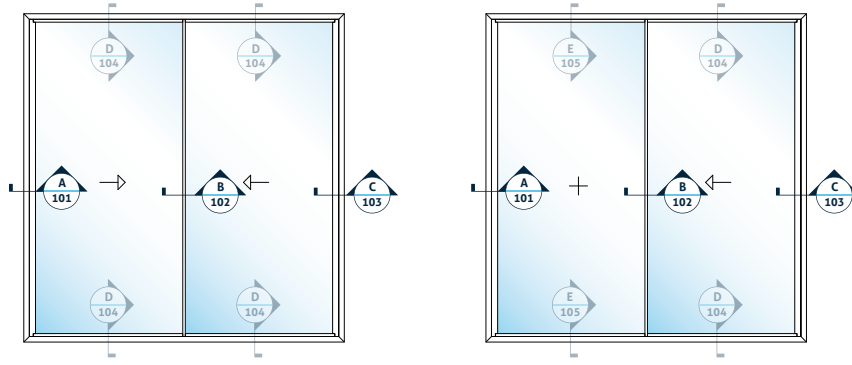
D SABİT + SÜRME 3 PANEL ÜNİTE
FIXED + SLIDING THREE SASH UNIT



E SABİT + SÜRME 4 PANEL ÜNİTE
FIXED + SLIDING FOUR SASH UNIT

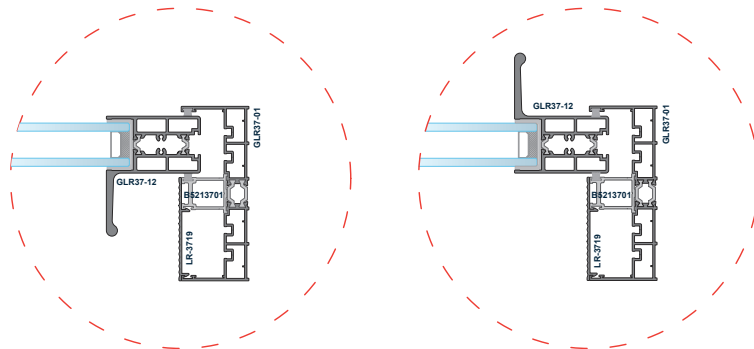


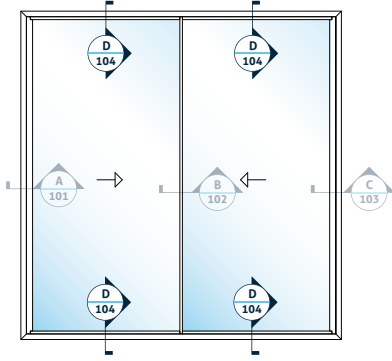
F SABİT + SÜRME 6 PANEL ÜNİTE
FIXED + SLIDING SIX SASH UNIT



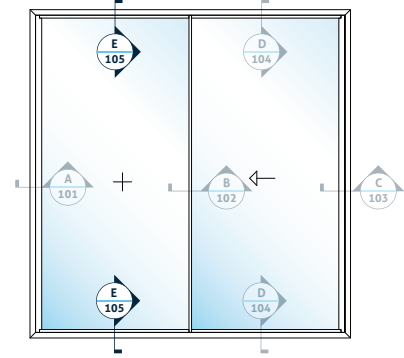
**KANAT OPSİYONU.
KULP İÇ VE DİŞ OLABİLİR.**

SASH OPTION / Handle can be internal & external

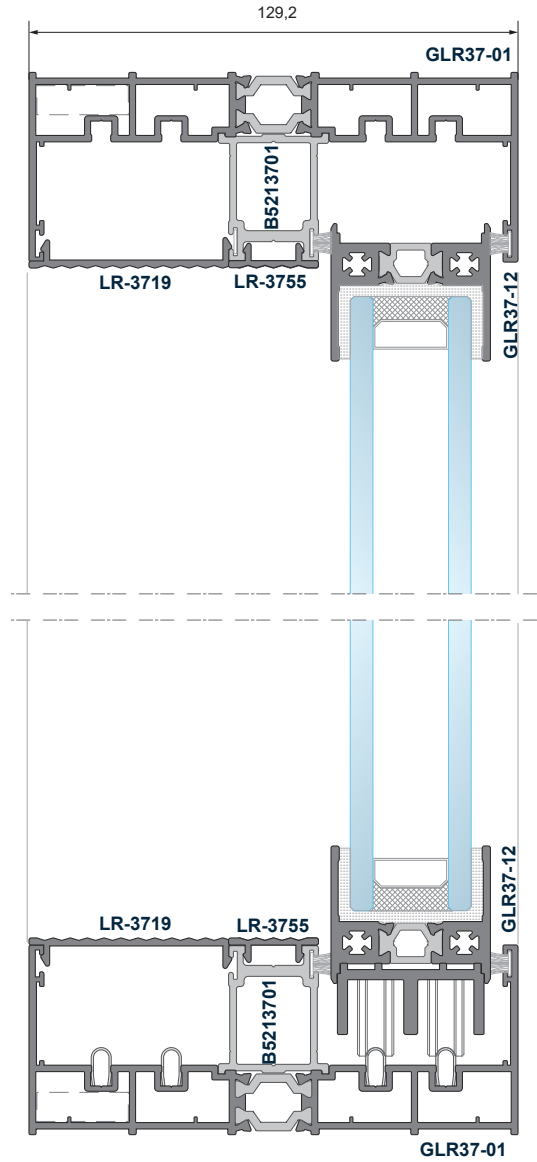
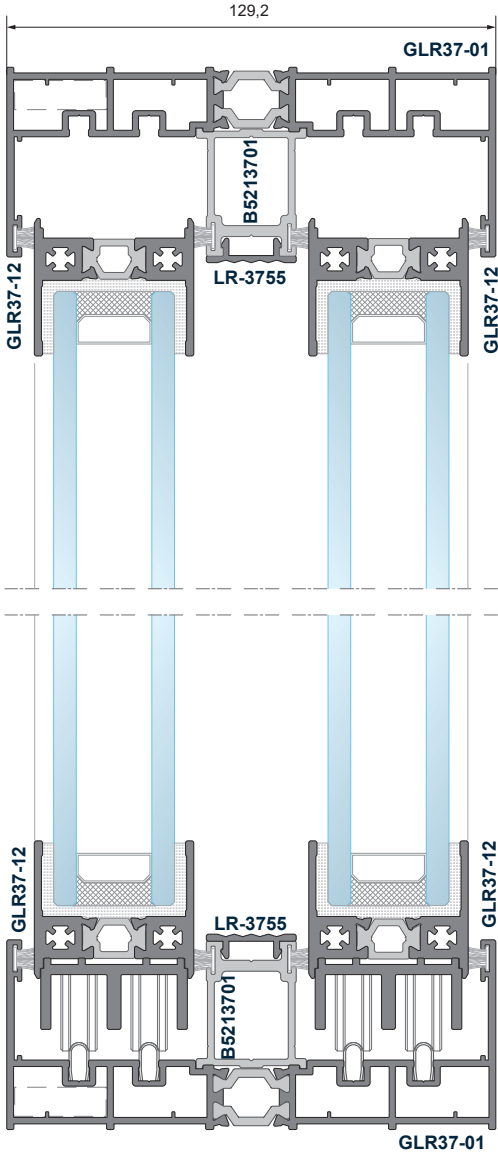


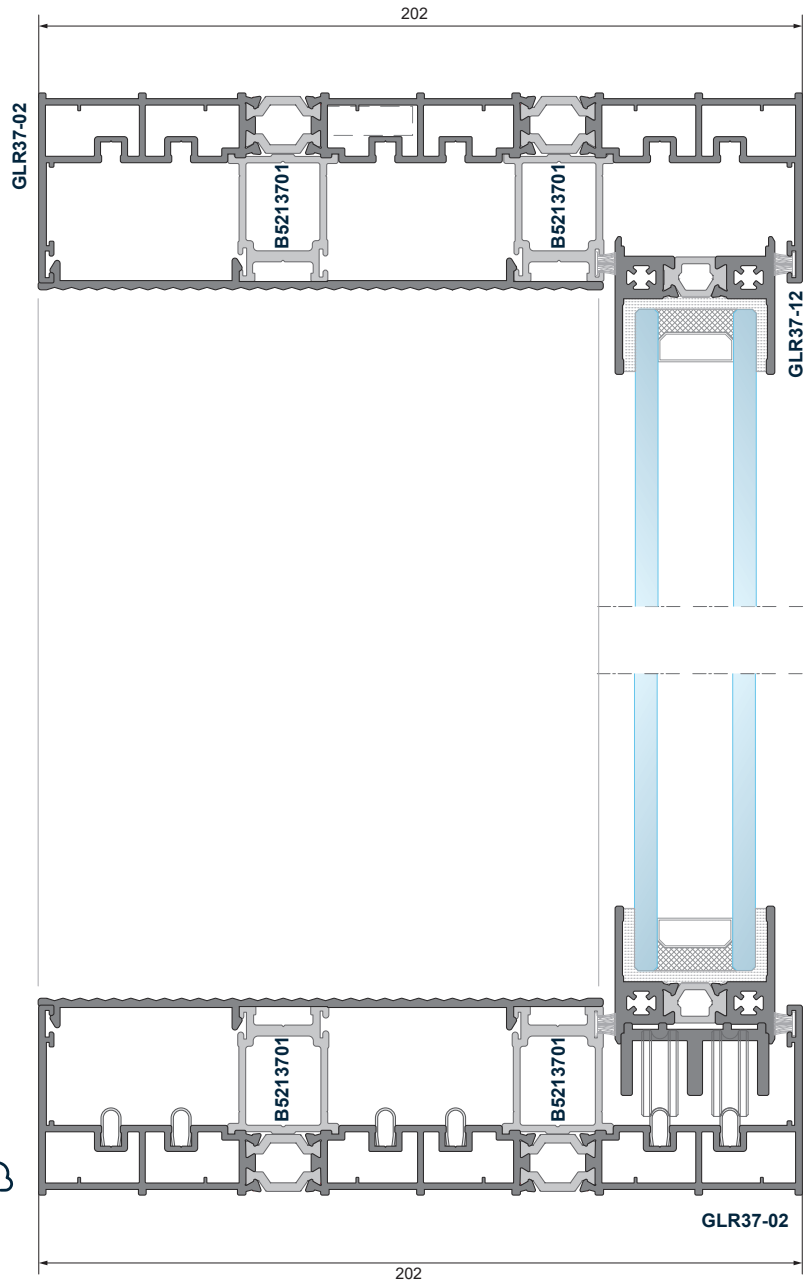
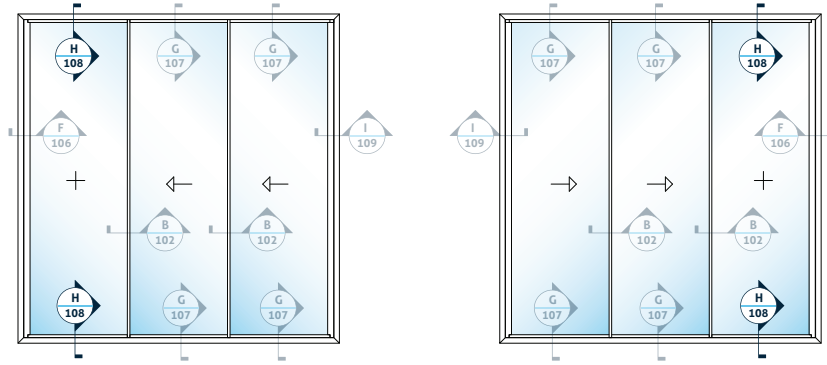


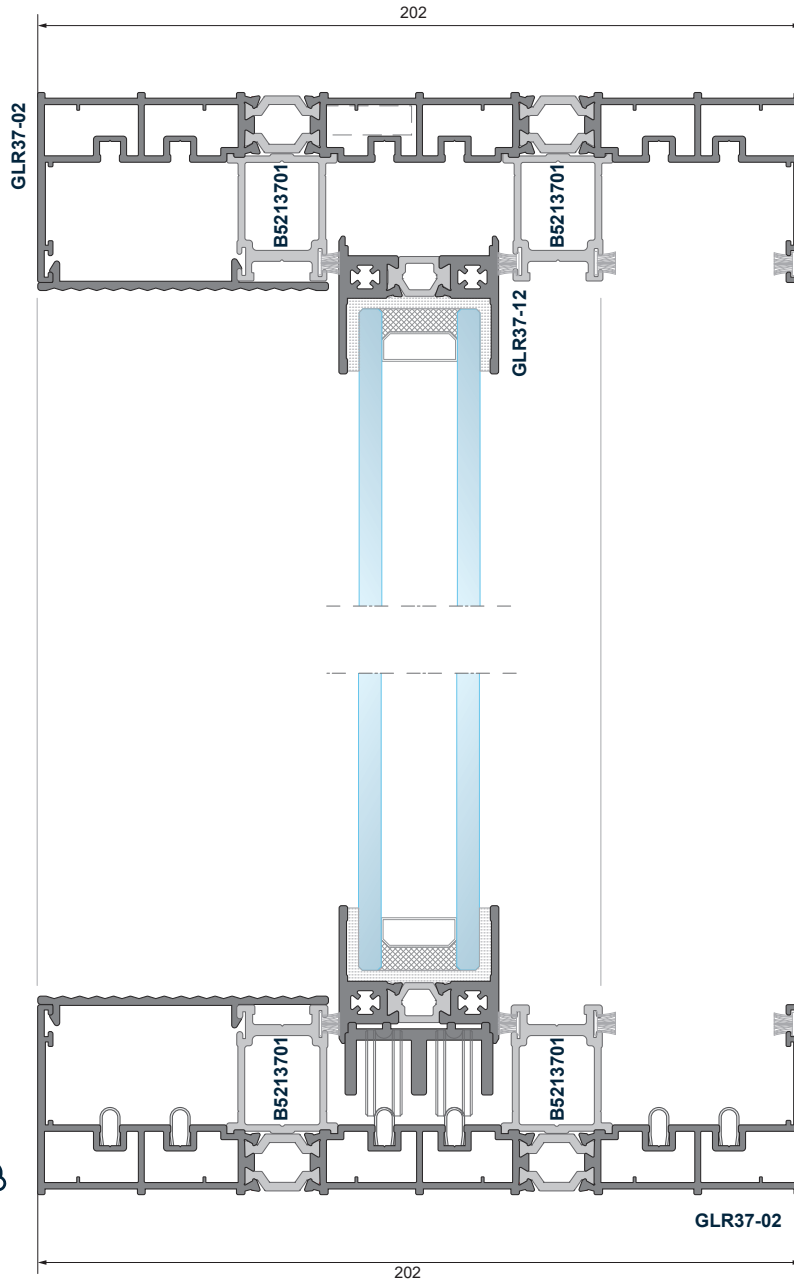
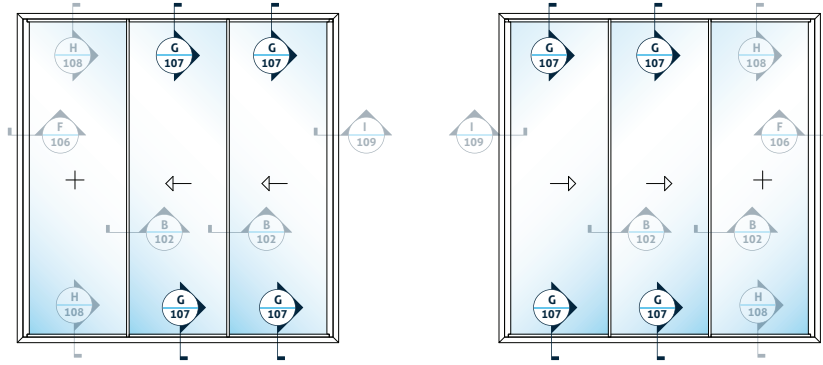
D Detayı
104 Detail

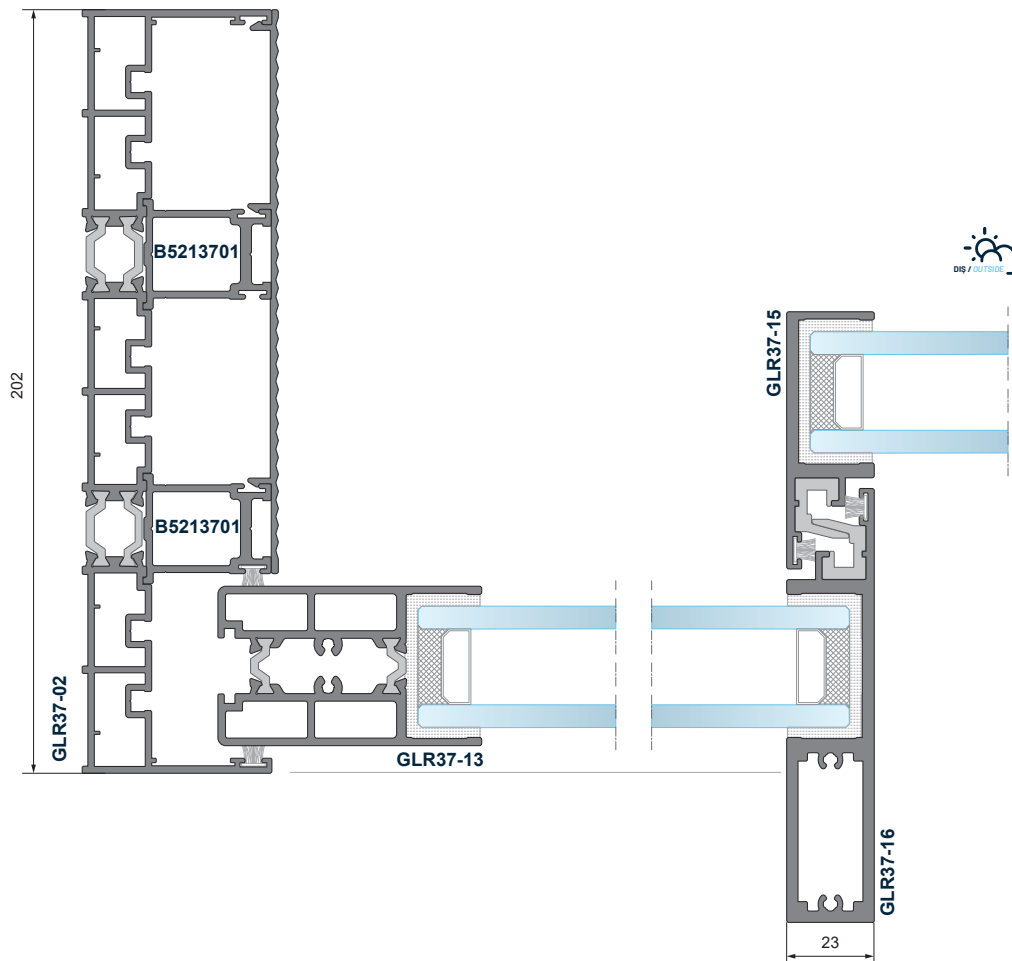
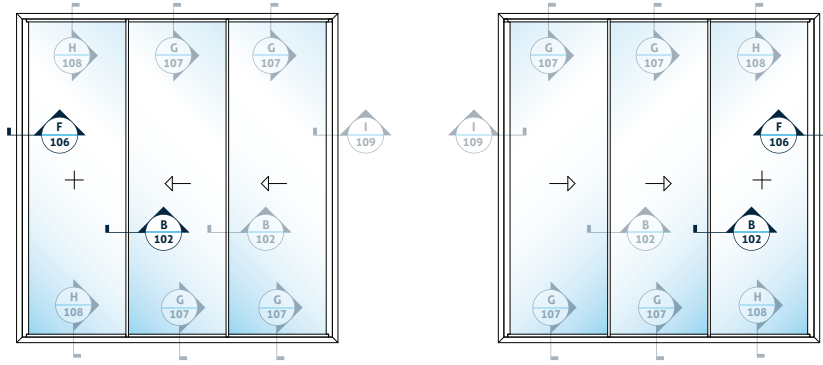


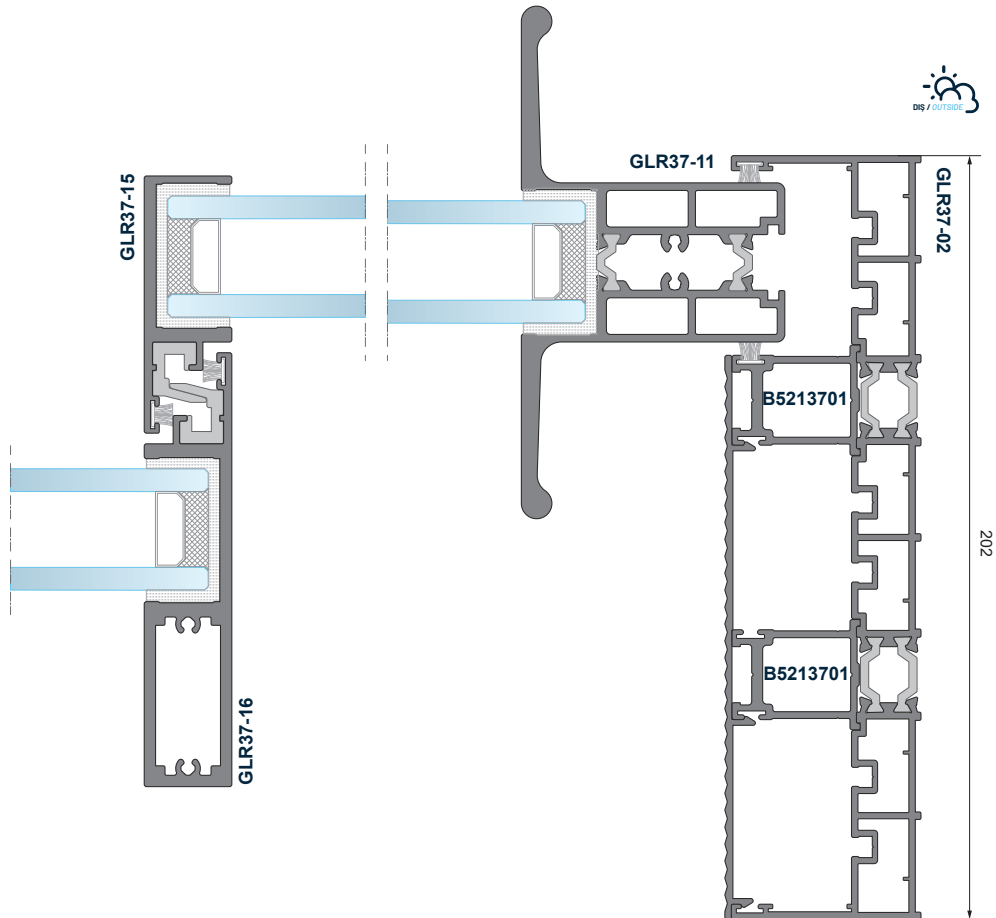
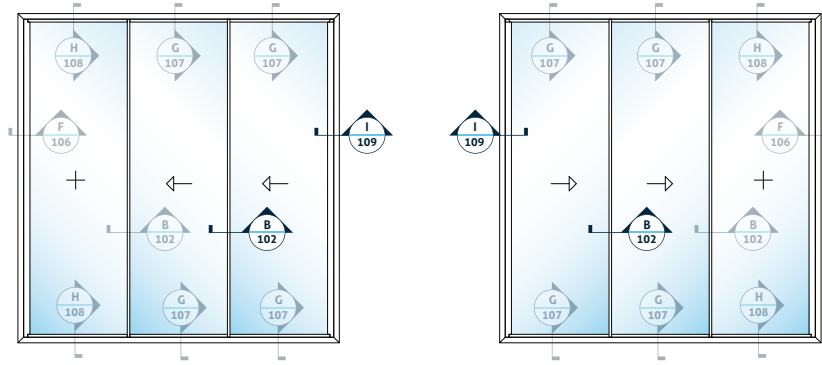
E Detayı
105 Detail

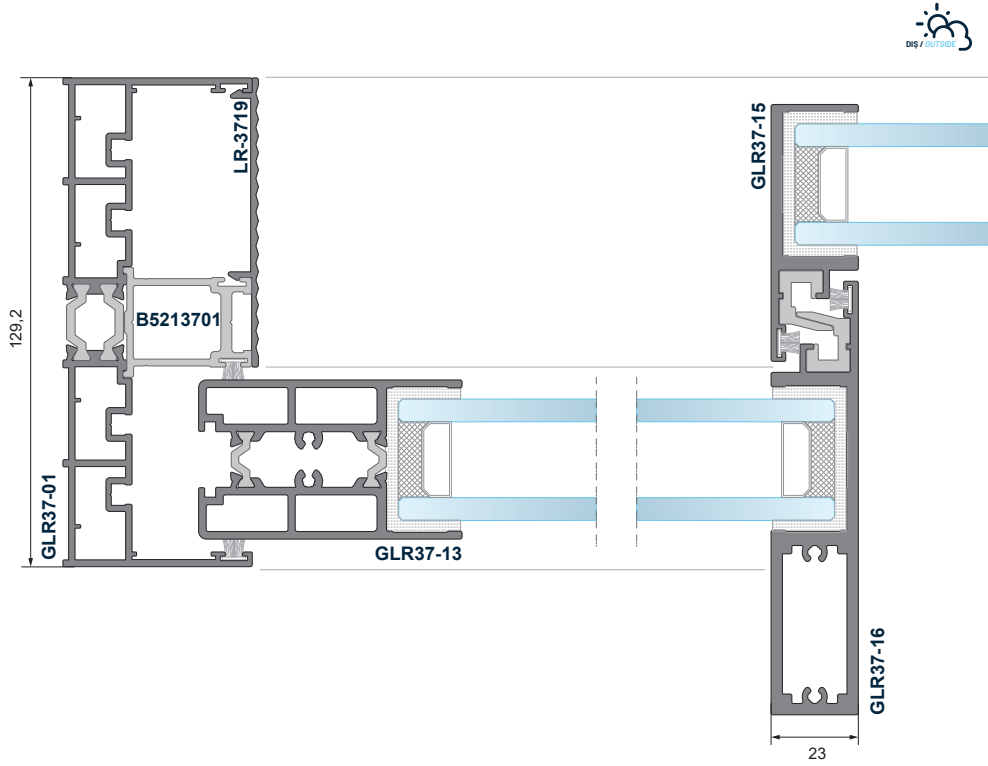
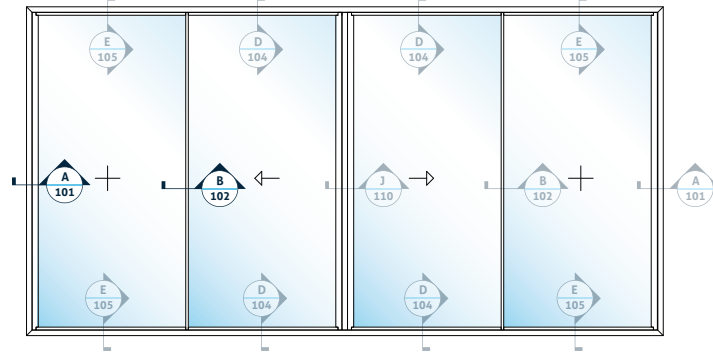


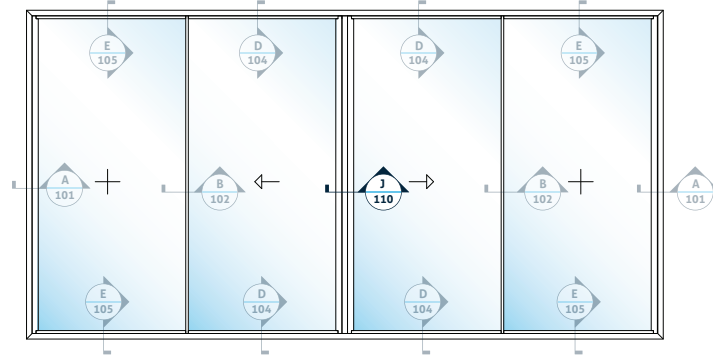




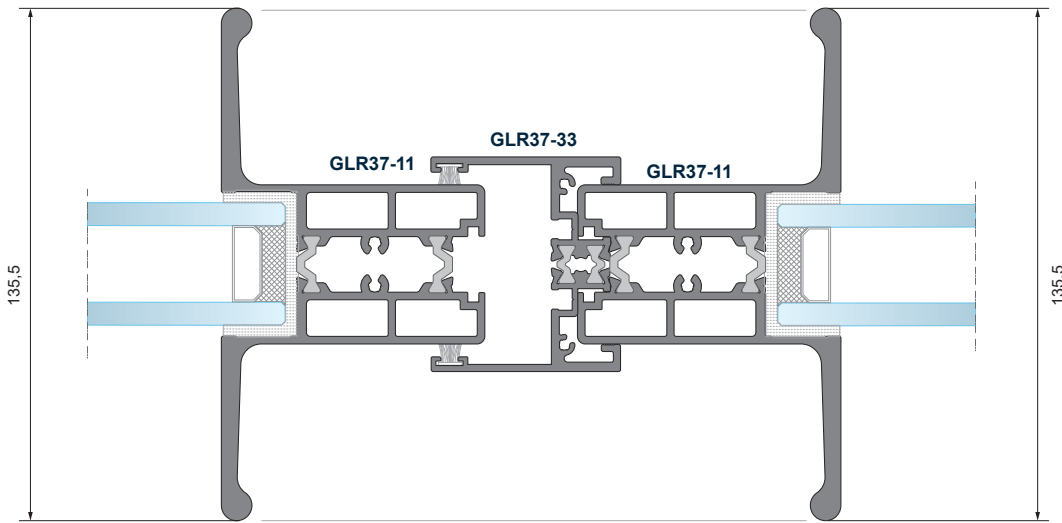


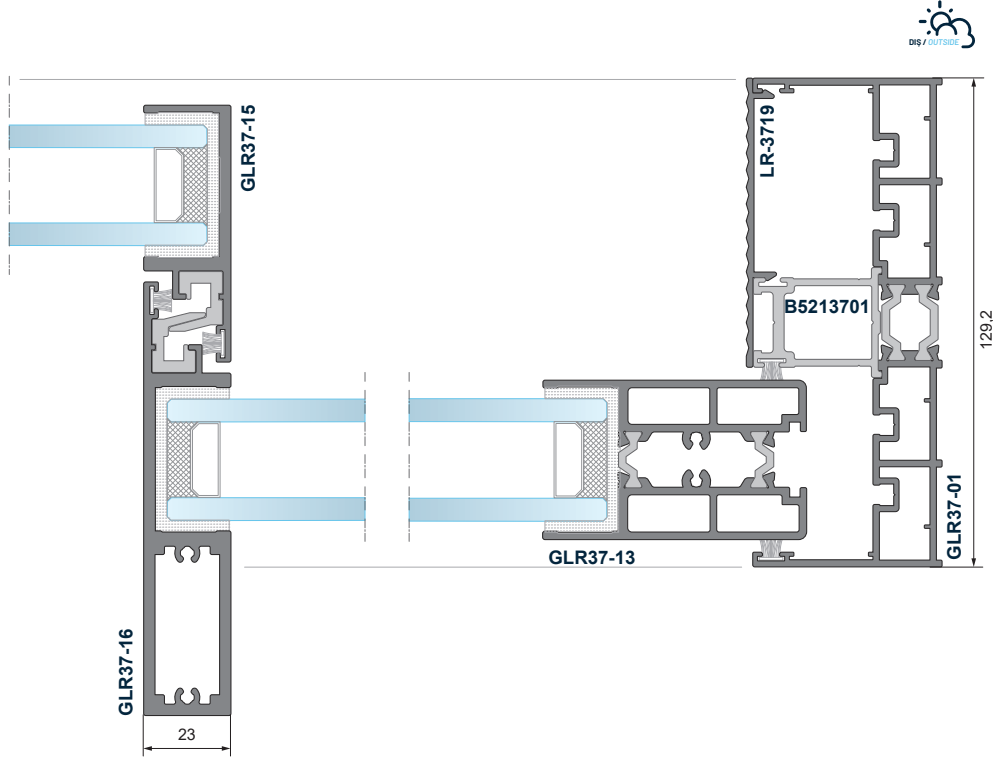
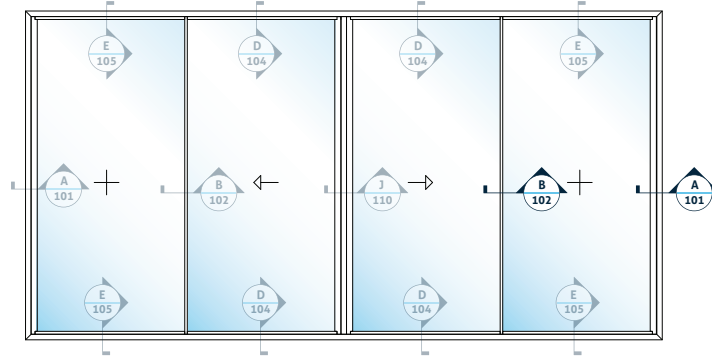


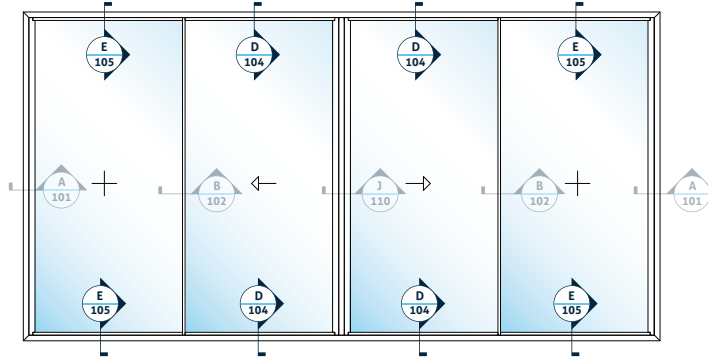




J Detayı
110 Detail

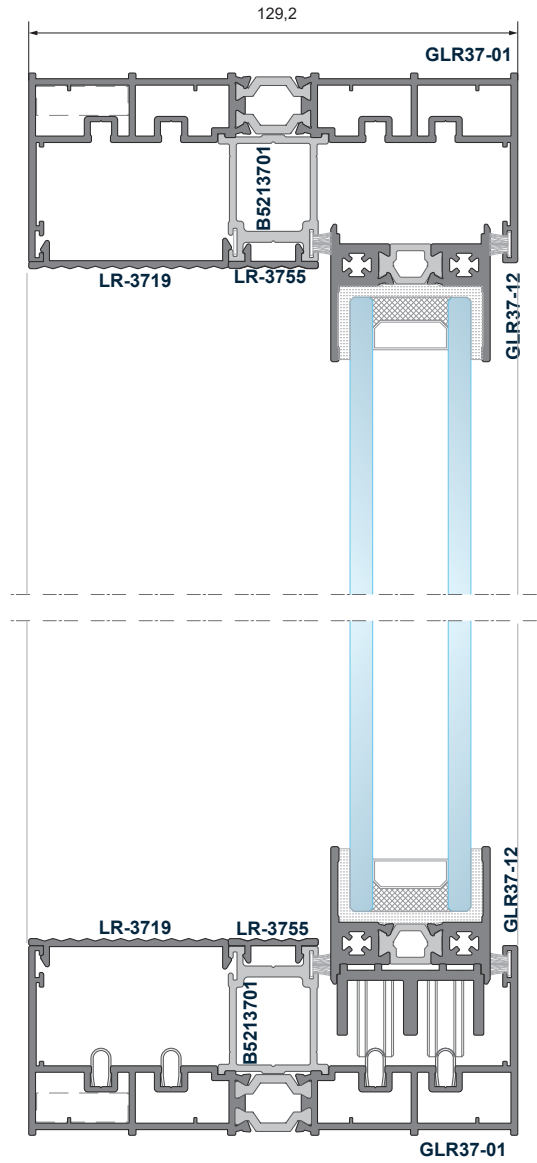
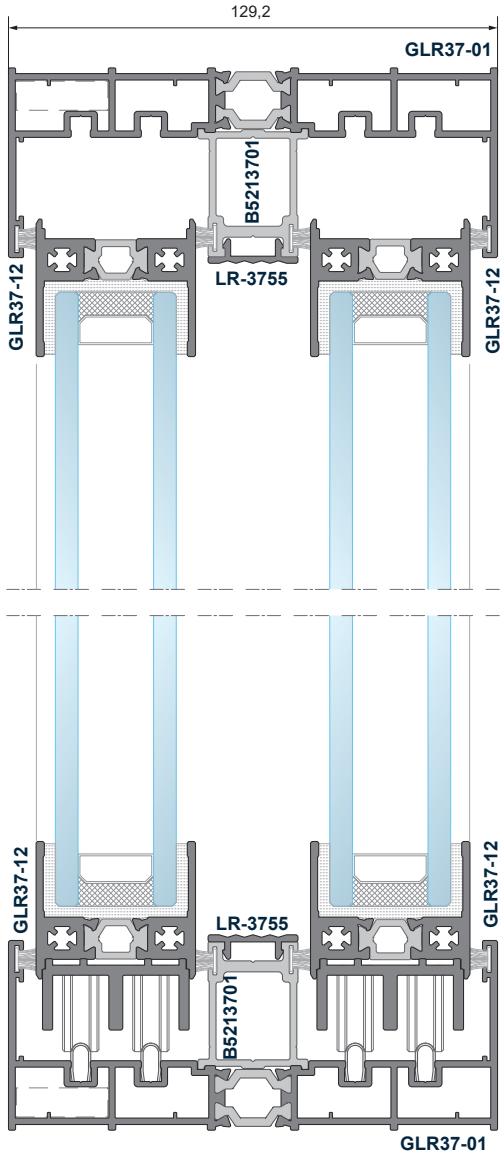


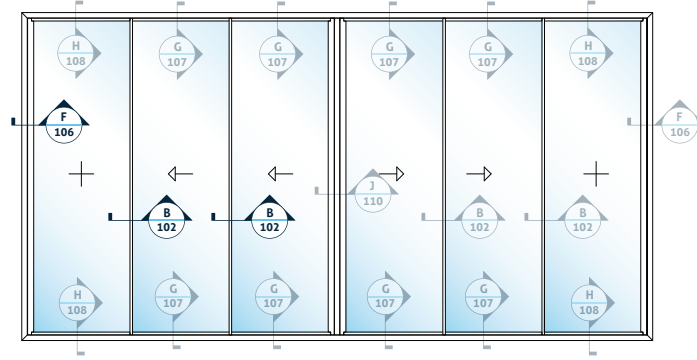




D Detayı
104 Detail

E Detayı
105 Detail

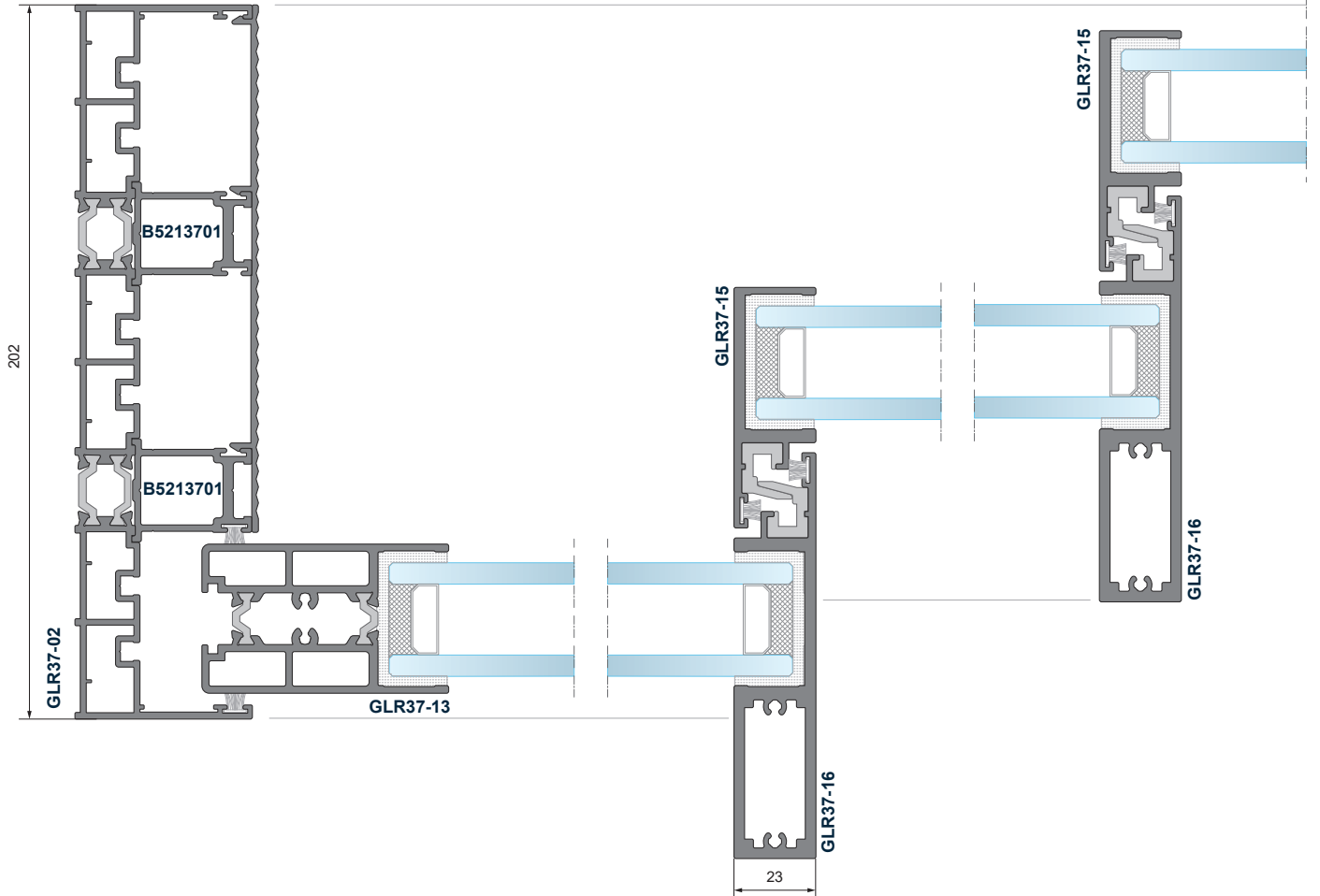


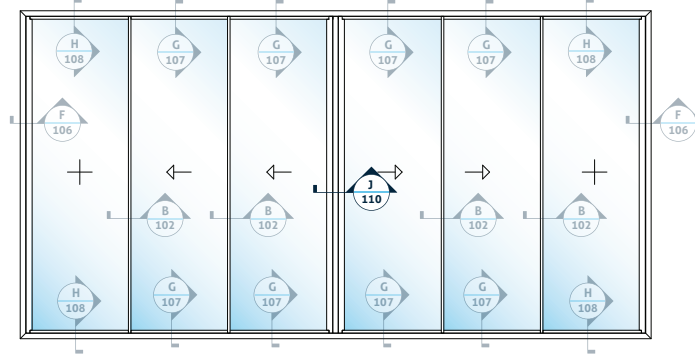


F Detayı
106 Detail

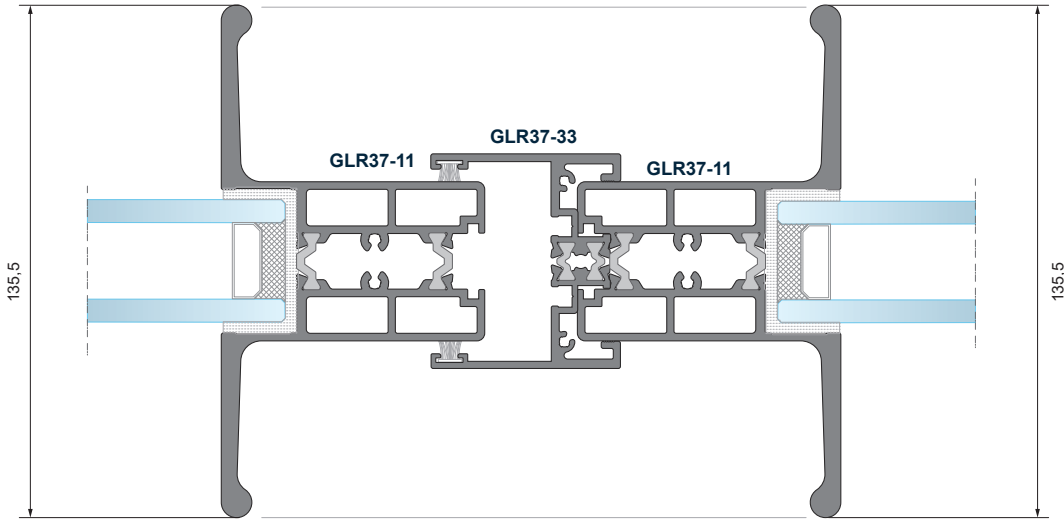
B Detayı
102 Detail

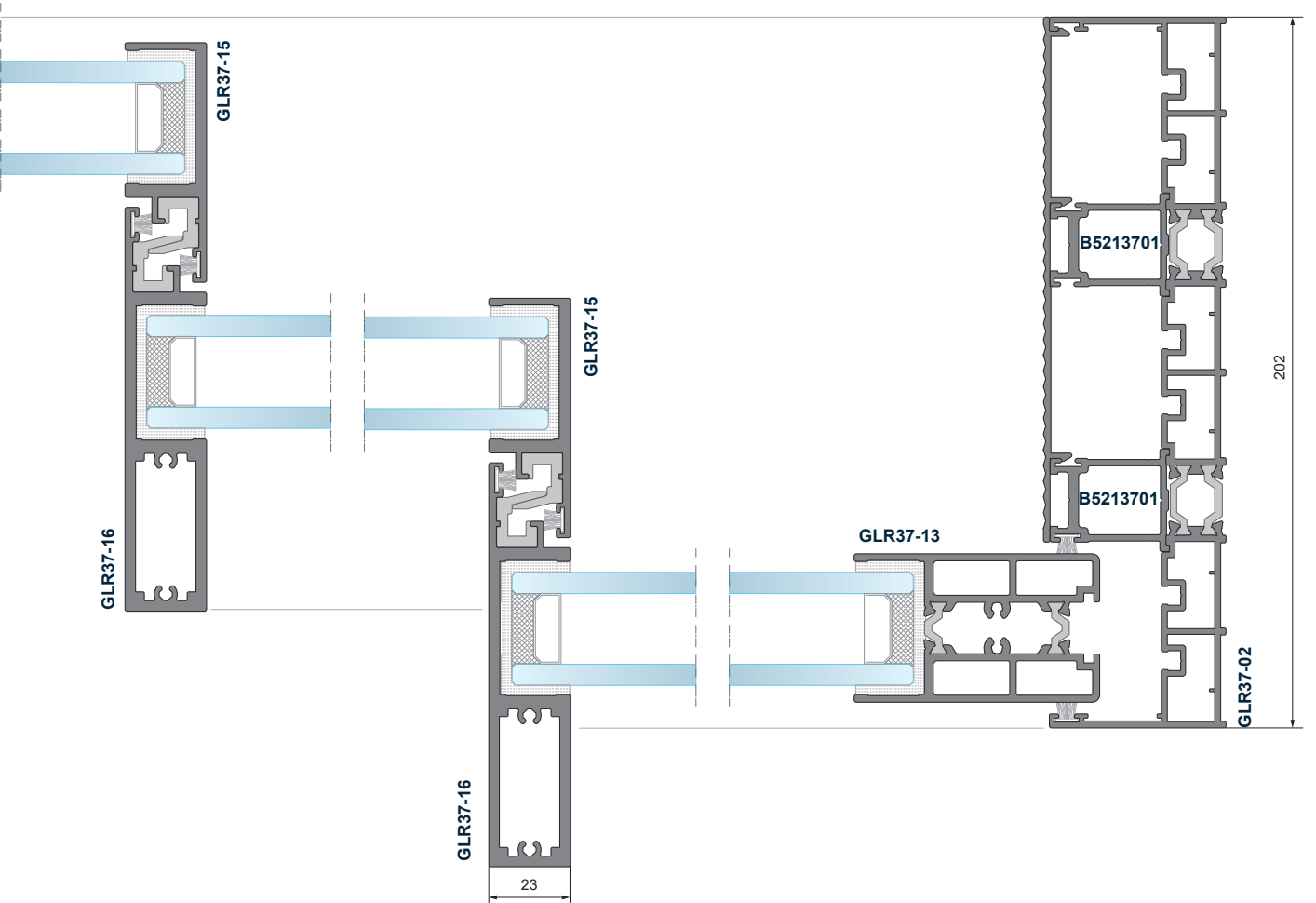
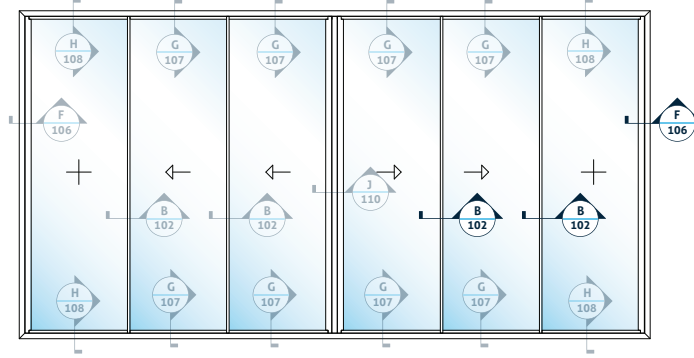
B Detayı
102 Detail

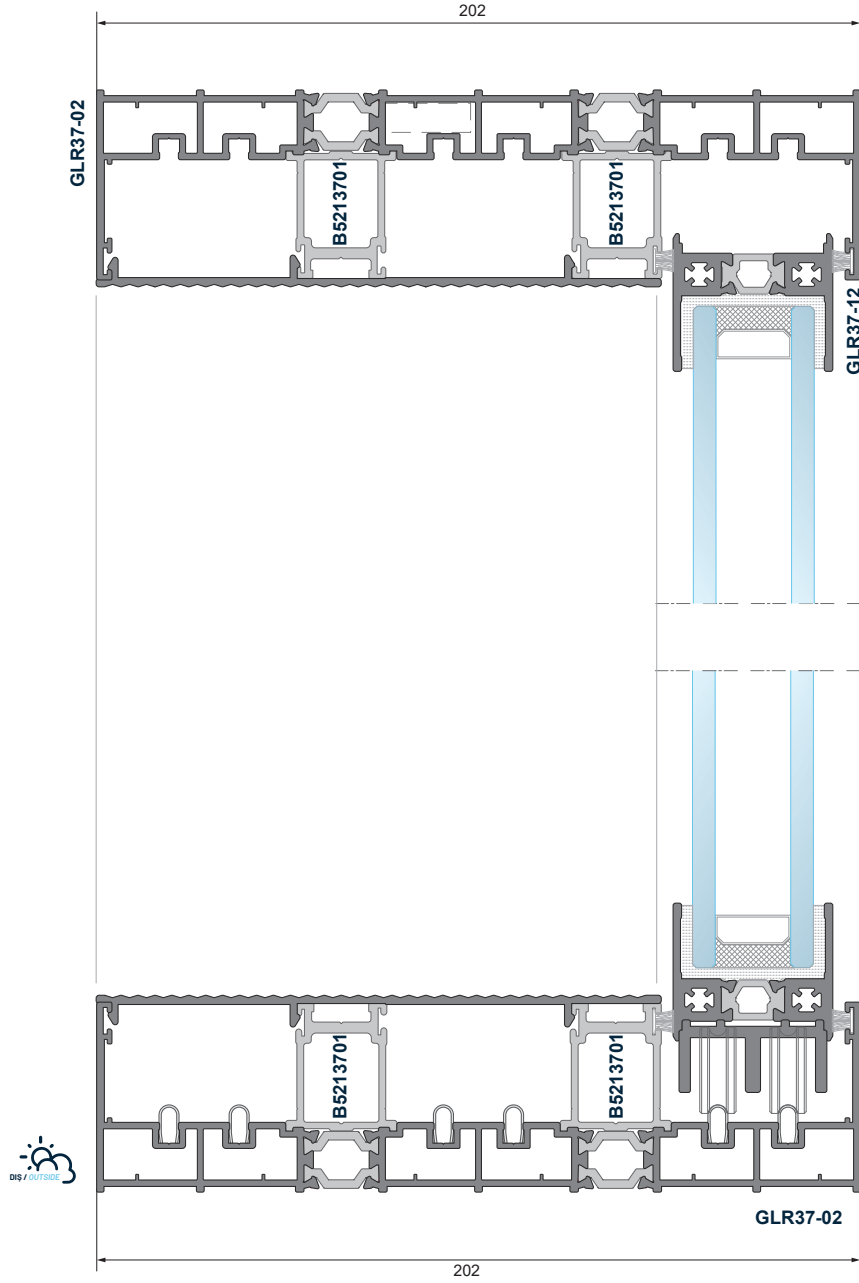
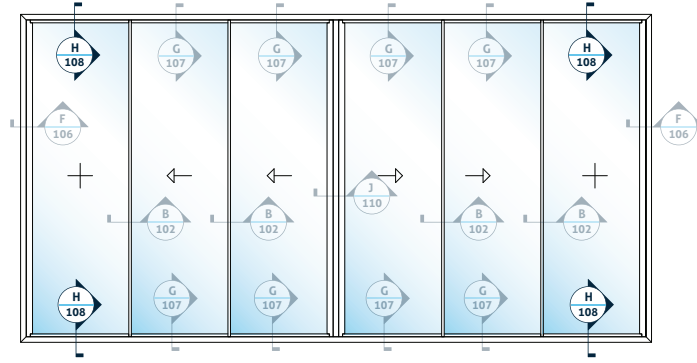


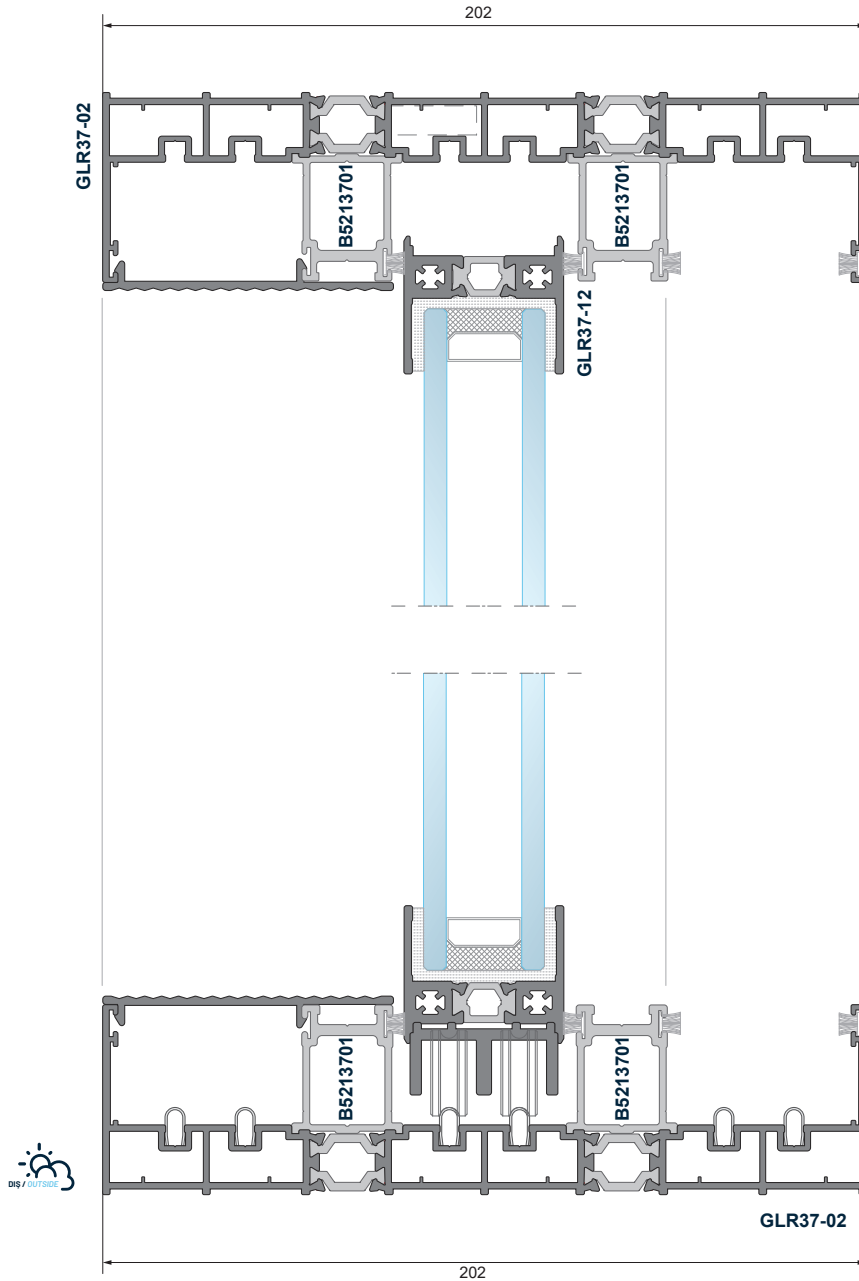
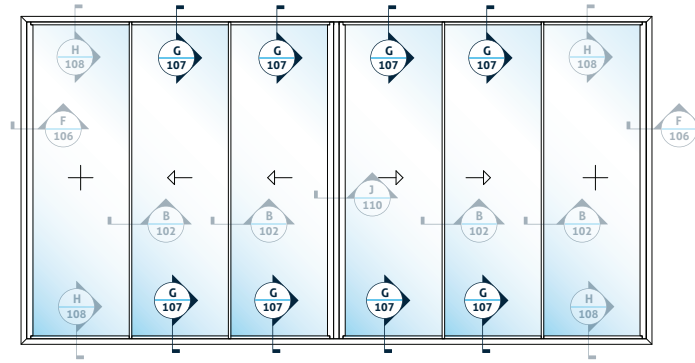


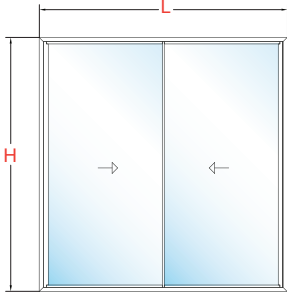
J Detay
110 Detail



































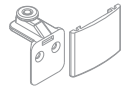
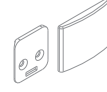
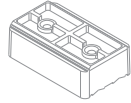
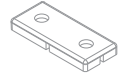
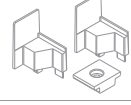
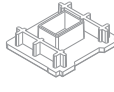
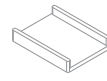



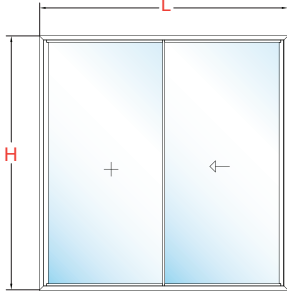




































Açıklama Description	Pr. Kodu Profile Code	Profiller Profiles		Adet Pcs	Formül Formula
Paslanmaz Çelik Ray Stainless Steel Rail	B5611214			4	L-36,4
Kasa Profili Frame Profile	GLR-37-02			2	H-85,00


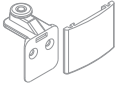
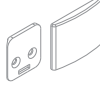
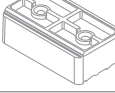
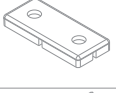


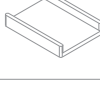

Açıklama Description	Pr. Kodu Profile Code	Profiller Profiles		Adet Pcs	Formül Formula
Kasa Profili Frame Profile	GLR-37-01			2	L
Kasa Profili Frame Profile	GLR-37-01			2	H
Kanat Profili Sash Profile	GLR-37-11			1	H - 85,2
Kanat Profili Sash Profile	GLR-37-13			1	H - 85,2
Kenet Profili Clamp Profile	GLR-37-15			1	H - 85,2
Kenet Profili Clamp Profile	GLR-37-16			1	H - 85,2
Yan Kılavuz Profili Side Upper Profile	B5213701			2	H - 36,4
Kapak Profili Cover Profile	LR-3719			2	H - 36,4
Alt Kanat Profili Bottom Sash Profile	GLR-37-12			4	L / 2 - 77
Alt-Üst Kılavuz Profili Upper-Bottom Guide Profile	B5213701			2	L - 36,4
Kapak Profili Cover Profile	LR-3755			2	L - 103,4
Kanat Cam Genişlik Sash Glazing Width				1	L / 2 - 83,0
Kanat Cam Genişlik Sash Glazing Width					H-118,4

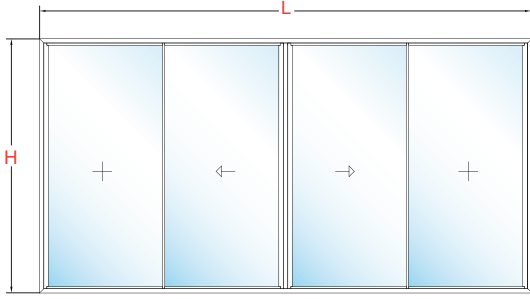
	B3308149 Vidalı Köşe Bağ. Takoğu Screwed Corner Cleat	8 Ad. 8 Pcs.
	B2213700 Sallantı En. Adaptör Kap. Quake Pre. Adapter Cover	2 Ad. 2 Pcs.
	B2310374 Alt Adaptör Kapağı Bottom Adapter Cover	2 Ad. 2 Pcs.
	B5410024 Har. ve Sabit Kanat Tak. Mob. and Fixed Sash Cleat	4 Ad. 4 Pcs.
	B5410025 Hareketli Kanat Stoplayıcı Mobile Sash Stopper	4 Ad. 4 Pcs.
	B5310307 Alt-Üst Tozluk Bottom-Top Sealing	2 Ad. 2 Pcs.
	B2310372 Alt-Üst Kapak Bottom-Top Cover LR-3734	4 Ad. 4 Pcs.
	B5213703 Cam Hizalama Plastiği Glazing Support Plastic	2L+4H 300 mm.
	B4711006 Fırça Fıtil TRI-FIN Sealing Brush TRI-FIN	8L+6H



Açıklama Description	Pr. Kodu Profile Code	Profiller Profiles		Adet Pcs	Formül Formula
Paslanmaz Çelik Ray Stainless Steel Rail	B5611214			4	L-36,4
Kasa Profili Frame Profile	GLR-37-02			2	H-85,00

Açıklama Description	Pr. Kodu Profile Code	Profiller Profiles		Adet Pcs	Formül Formula
Kasa Profili Frame Profile	GLR-37-01			2	L
Kasa Profili Frame Profile	GLR-37-01			2	H
Kanat Profili Sash Profile	GLR-37-11			1	H - 85,00
Kanat Profili Sash Profile	GLR-37-13			1	H - 85,00
Kenet Profili Clamp Profile	GLR-37-15			1	H - 85,00
Kenet Profili Clamp Profile	GLR-37-16			1	H - 85,00
Yan Kılavuz Profili Side Upper Profile	B5213701			2	H - 36,4
Kapak Profili Cover Profile	LR-3719			2	L / 2-63,2
Kapak Profili Cover Profile	LR-3719			2	H - 36,4
Alt Kanat Profili Bottom Sash Profile	GLR-37-12			4	L / 2 - 77
Alt-Üst Kılavuz Profili Upper-Bottom Guide Profile	B5213701			2	L - 36,4
Kapak Profili Cover Profile	LR-3755			2	L / 2-63,2
Kanat Cam Genişlik Sash Glazing Width				1	L / 2 - 83,0
Kanat Cam Genişlik Sash Glazing Width				1	H-118,4

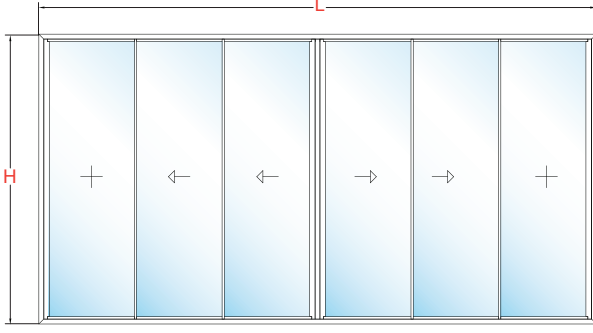
	B3308149 Vidalı Köşe Bağ. Takozu Screwed Corner Cleat	8 Ad. 8 Pcs.
	B2213700 Sallantı En. Adaptör Kap. Quake Pre. Adapter Cover	1 Ad. 1 Pcs.
	B2310374 Alt Adaptör Kapağı Bottom Adapter Cover	1 Ad. 1 Pcs.
	B5410024 Har. ve Sabit Kanat Tak. Mob. and Fixed Sash Cleat	4 Ad. 4 Pcs.
	B5410025 Hareketli Kanat Stoplayıcı Mobile Sash Stopper	1 Ad. 1 Pcs.
	B5310307 Alt-Üst Tozluk Bottom-Top Sealing	2 Ad. 2 Pcs.
	B2310372 Alt-Üst Kapak Bottom-Top Cover LR-3734	4 Ad. 4 Pcs.
	B5213703 Cam Hizalama Plastiği Glazing Support Plastic	2L+4H 300 mm.
	B4711006 Fırça Fitol TRI-FIN Sealing Brush TRI-FIN	8L+6H















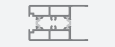




















Açıklama Description	Pr. Kodu Profile Code	Profiller Profiles		Adet Pcs	Formül Formula
Paslanmaz Çelik Ray Stainless Steel Rail	B5611214			4	L-36,4
Kenet Plastiği Clamp Plastic	B5213702			4	H-83,00


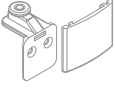
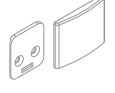
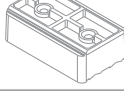
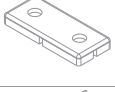

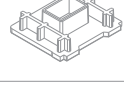


Açıklama Description	Pr. Kodu Profile Code	Profiller Profiles		Adet Pcs	Formül Formula
Kasa Profili Frame Profile	GLR-37-01			2	L
Kasa Profili Frame Profile	GLR-37-01			2	H
Kanat Profili Sash Profile	GLR-37-11			2	H - 83,00
Kanat Profili Sash Profile	GLR-37-13			2	H - 83,00
Kenet Profili Clamp Profile	GLR-37-15			2	H - 83,00
Kenet Profili Clamp Profile	GLR-37-16			2	H - 83,00
Yan Kılavuz Profili Side Upper Profile	B5213701			2	H - 36,4
Kapak Profili Cover Profile	LR-3719			2	L / 2-46,8
Kapak Profili Cover Profile	LR-3719			2	H - 36,4
Alt-Üst Kanat Profili Upper-Bottom Sash Profile	GLR-37-12			8	L / 4-65,2
Alt-Üst Kılavuz Profili Upper-Bottom Guide Profile	B5213701			2	L - 36,4
Kapak Profili Cover Profile	LR-3755			4	L / 4-51,8
Kanat Cam Genişlik Sash Glazing Width				4	L / 4-71,2
Kanat Cam Genişlik Sash Glazing Width				4	H-118,4

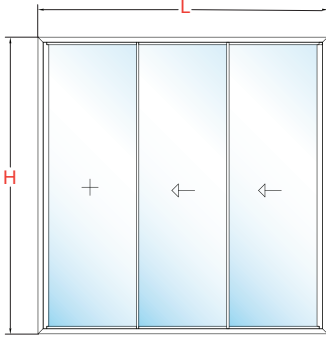
	B3308149 Vidalı Köşe Bağ. Takozu Screwed Corner Cleat	16 Ad. 16 Pcs.
	B2213700 Sallantı En. Adaptör Kap. Quake Pre. Adapter Cover	2 Ad. 2 Pcs.
	B2310374 Alt Adaptör Kapağı Bottom Adapter Cover	2 Ad. 2 Pcs.
	B5410024 Har. ve Sabit Kanat Tak. Mob. and Fixed Sash Cleat	8 Ad. 8 Pcs.
	B5410025 Hareketli Kanat Stoplayıcı Mobile Sash Stopper	2 Ad. 2 Pcs.
	B5310307 Alt-Üst Tozluk Bottom-Top Sealing	4 Ad. 4 Pcs.
	B2310372 Alt-Üst Kapak Bottom-Top Cover LR-3734	8 Ad. 8 Pcs.
	B5213703 Cam Hizalama Plastiği Glazing Support Plastic	2L+8H 300 mm.
	B4711006 Fırça Fitol TRI-FIN Sealing Brush TRI-FIN	8L+12H




































Açıklama Description	Pr. Kodu Profile Code	Profiller Profiles		Adet Pcs	Formül Formula
Paslanmaz Çelik Ray Stainless Steel Rail	B5611214			6	L-36,4
Kenet Plastiği Clamp Plastic	B5213702			8	H-83,00


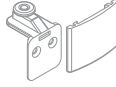
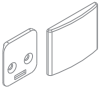
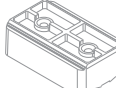
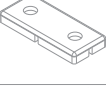

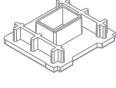
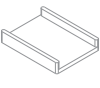

Açıklama Description	Pr. Kodu Profile Code	Profiller Profiles		Adet Pcs	Formül Formula
Üçlü Kasa Profili Three Track Frame Profile	GLR-37-02			2	L
Üçlü Kasa Profili Three Track Frame Profile	GLR-37-02			2	H
Kanat Profili Sash Profile	GLR-37-11			2	H - 83,00
Kanat Profili Sash Profile	GLR-37-13			2	H - 83,00
Kenet Profili Clamp Profile	GLR-37-15			4	H - 83,00
Kenet Profili Clamp Profile	GLR-37-16			4	H - 83,00
Yan Kılavuz Profili Side Upper Profile	B5213701			3	H - 36,4
Kapak Profili Cover Profile	LR-3719			4	L / 6-46,6
Kapak Profili Cover Profile	LR-3718			2	L/3+8
Kapak Profili Cover Profile	LR-3718			2	H-36,4
Alt-Üst Kanat Profili Upper-Bottom Sash Profile	GLR-37-12			12	L / 6 - 37,8
Alt-Üst Kılavuz Profili Upper-Bottom Guide Profile	B5213701			3	L - 36,4
Kapak Profili Cover Profile	LR-3755			4	L/6
Kanat Cam Genişlik Sash Glazing Width				6	L / 4-71,2
Kanat Cam Genişlik Sash Glazing Width	H-118,4				

	B3308149 Vidalı Köşe Bağ. Takozu Screwed Corner Cleat	24 Ad. 24 Pcs.
	B2213700 Sallantı En. Adaptör Kap. Quake Pre. Adapter Cover	4 Ad. 4 Pcs.
	B2310374 Alt Adaptör Kapağı Bottom Adapter Cover	4 Ad. 4 Pcs.
	B5410024 Har. ve Sabit Kanat Tak. Mob. and Fixed Sash Cleat	8 Ad. 8 Pcs.
	B5410025 Hareketli Kanat Stoplayıcı Mobile Sash Stopper	2 Ad. 2 Pcs.
	B5310307 Alt-Üst Tozluk Bottom-Top Sealing	6 Ad. 6 Pcs.
	B2310372 Alt-Üst Kapak Bottom-Top Cover LR-3734	12 Ad. 12 Pcs.
	B5213703 Cam Hizalama Plastiği Glazing Support Plastic	3L+12H 300 mm.
	B4711006 Fırça Fıtil TRI-FIN Sealing Brush TRI-FIN	12L+22H



Açıklama Description	Pr. Kodu Profile Code	Profiller Profiles		Adet Pcs	Formül Formula
Paslanmaz Çelik Ray Stainless Steel Rail	B5611214			6	L-36,4
Kenet Plastiği Clamp Plastic	B5213702			8	H-83,00

Açıklama Description	Pr. Kodu Profile Code	Profiller Profiles		Adet Pcs	Formül Formula
Üçlü Kasa Profili Three Track Frame Profile	GLR-37-02			2	L
Üçlü Kasa Profili Three Track Frame Profile	GLR-37-02			2	H
Kanat Profili Sash Profile	GLR-37-11			1	H - 83,00
Kanat Profili Sash Profile	GLR-37-13			1	H - 83,00
Kenet Profili Clamp Profile	GLR-37-15			2	H - 83,00
Kenet Profili Clamp Profile	GLR-37-16			2	H - 83,00
Yan Kılavuz Profili Side Upper Profile	B5213701			3	H - 36,4
Kapak Profili Cover Profile	LR-3719			2	L / 3-62,6
Kapak Profili Cover Profile	LR-3718			2	L/3-31,9
Kapak Profili Cover Profile	LR-3718			2	H-36,4
Alt-Üst Kanat Profili Upper-Bottom Sash Profile	GLR-37-12			6	L/3-45,7
Alt-Üst Kılavuz Profili Upper-Bottom Guide Profile	B5213701			3	L - 36,4
Kapak Profili Cover Profile	LR-3755			2	L/3-31,9
Kanat Cam Genişlik Sash Glazing Width				3	L/3-51,7
Kanat Cam Genişlik Sash Glazing Width	H-118,4				

	B3308149 Vidalı Köşe Bağ. Takoğu Screwed Corner Cleat	24 Ad. 24 Pcs.
	B2213700 Sallantı En. Adaptör Kap. Quake Pre. Adapter Cover	4 Ad. 4 Pcs.
	B2310374 Alt Adaptör Kapağı Bottom Adapter Cover	4 Ad. 4 Pcs.
	B5410024 Har. ve Sabit Kanat Tak. Mob. and Fixed Sash Cleat	8 Ad. 8 Pcs.
	B5410025 Hareketli Kanat Stoplayıcı Mobile Sash Stopper	2 Ad. 2 Pcs.
	B5310307 Alt-Üst Tozluk Bottom-Top Sealing	3 Ad. 3 Pcs.
	B2310372 Alt-Üst Kapak Bottom-Top Cover LR-3734	6 Ad. 6 Pcs.
	B5213703 Cam Hizalama Plastiği Glazing Support Plastic	3L+6H 300 mm.
	B4711006 Fırça Fitol TRI-FIN Sealing Brush TRI-FIN	12L+8H